



Event 101 Boys 11-13 200 Metre IM

Name	Age	Club	Time	50	100	150	200
1 McGregor, Jamie	13	Perth City	2:23.53	29.30	1:06.69	1:48.94	2:23.53
2 Anderson, Tony	13	Co Glasgow	2:24.36	30.77	1:08.46	1:50.70	2:24.36
3 Campbell, Leon	13	StirlingSwim	2:26.77	32.02	1:11.40	1:53.47	2:26.77
4 Taylor, Sam	13	Aberdeen Per	2:31.72	32.90	1:11.05	1:57.13	2:31.72
5 Taylor, Jon	13	Aberdeen Per	2:34.23	32.65	1:12.85	1:59.52	2:34.23
6 Bremner, Finn	13	Warrender Ba	2:34.50	33.04	1:14.77	1:58.71	2:34.50
7 Fraser, James	13	Aberdeen Per	2:36.99	34.38	1:15.32	2:00.68	2:36.99
8 King, Ryan	13	Glenrothes	2:39.06	34.86	1:17.63	2:02.39	2:39.06
9 Gibson, Jake	12	Broch	2:39.18	33.97	1:13.59	2:02.53	2:39.18
10 Brechenser, Kieran M	13	Aberdeen Dol	2:39.20	32.79	1:14.28	2:01.61	2:39.20
11 Rose, Calum	13	Warrender Ba	2:39.86	32.64	1:12.47	2:01.93	2:39.86
12 Liversedge, Corey	13	Upper Deesid	2:43.12	32.49	1:14.92	2:05.29	2:43.12
13 McMillan, Matthew	11	Glenrothes	2:43.17	36.34	1:20.07	2:07.28	2:43.17
14 Kirkpatrick, Daniel	13	Orkney	2:44.57	35.31	1:17.37	2:06.29	2:44.57
15 Holm, Eskil	13	KSK	2:45.01	37.58	1:21.41	2:05.95	2:45.01
16 Christie, Thomas G	13	Westhill	2:45.89	35.04	1:18.74	2:06.92	2:45.89
17 Coull, James C	13	Westhill	2:46.08	35.47	1:16.41	2:08.10	2:46.08
18 Brown, Lucas	12	Elgin	2:47.57	36.52	1:16.55	2:07.94	2:47.57
19 Clubb, Finlay M	12	Aberdeen Dol	2:49.48	36.53	1:20.52	2:12.46	2:49.48
20 MacDonald, Calvin	11	Aberdeen Per	2:50.32	36.52	1:21.50	2:12.69	2:50.32
21 Simpson, Owen	13	Aberdeen Per	2:50.40	34.40	1:19.05	2:11.11	2:50.40
22 Arthur, Cameron	12	Aberdeen	2:50.78	36.08	1:19.06	2:11.84	2:50.78
23 Henry, Chester	13	Highland	2:51.20	36.65	1:18.69	2:08.72	2:51.20
24 Skakle, Michael	12	Inverleith	2:53.21	39.44	1:25.69	2:14.42	2:53.21
25 Pitblado, Ross	13	Glenrothes	2:53.65	36.19	1:20.84	2:14.98	2:53.65
26 Mitchell, Kyle	11	Garioch	2:53.78	36.47	1:19.12	2:14.26	2:53.78
27 Lennox, Kieran	11	Aberdeen Per	2:54.39	36.11	1:22.54	2:16.12	2:54.39
28 Clark, Alex	12	Garioch	2:54.44	38.67	1:23.87	2:15.76	2:54.44
29 Brodie, Andrew I	13	Aberdeen Dol	2:54.52	37.07	1:19.74	2:16.00	2:54.52
30 Janavicius, Deimantas	12	Broch	2:55.63	35.65	1:19.85	2:14.49	2:55.63
31 Komar, William	13	Aberdeen	2:56.83	43.64	1:26.70	2:18.40	2:56.83
32 Broadley, Ryan	12	Broch	2:58.01	38.30	1:24.56	2:18.95	2:58.01
33 Drainer, Sam	13	Inverleith	2:58.21	39.60	1:25.54	2:18.43	2:58.21
34 Gilmurray, Aaron	12	Dun City Aqu	3:00.97	37.73	1:23.28	2:17.83	3:00.97

Event 101 Boys 14-15 200 Metre IM

Name	Age	Club	Time	50	100	150	200
1 Jøntvedt, Jon	14	Bryne SK	2:13.05	28.33	1:03.45	1:42.46	2:13.05
2 Ford, Mark	14	Co Glasgow	2:19.25	29.46	1:04.19	1:47.47	2:19.25
3 Muncey, Jack	14	Perth City	2:20.54	28.91	1:03.31	1:47.50	2:20.54
4 Cousins, Finley	15	Aberdeen Per	2:23.22	29.26	1:09.10	1:49.13	2:23.22
5 Duncan, Ryan	14	St Thomas	2:24.98	30.44	1:08.18	1:50.82	2:24.98
6 Travis, Cameron	14	Aberdeen Per	2:26.11	29.92	1:06.85	1:52.88	2:26.11
7 Wallace, Finlay	14	St Thomas	2:26.66	30.59	1:08.55	1:52.53	2:26.66
8 Goodfellow, Theo	15	Fins	2:28.36	31.32	1:12.24	1:51.88	2:28.36
9 Taylor, James	15	Aberdeen	2:28.92	30.33	1:07.54	1:54.66	2:28.92
10 Scott, Finlay	14	Warrender Ba	2:29.14	34.41	1:13.21	1:56.84	2:29.14
11 Lawlor, Louis	15	Co Glasgow	2:29.45	30.71	1:09.21	1:54.91	2:29.45
12 Currie, Euan	14	Ythan	2:32.49	31.39	1:09.53	1:57.49	2:32.49
13 Mitchell, Joshua	15	Unattached	2:32.54	31.44	1:13.62	1:56.51	2:32.54
14 Weir, Lucas	15	Highland	2:32.57	32.38	1:12.62	1:56.19	2:32.57
15 Lumsden, Kerr	14	Monifieth	2:33.91	30.86	1:07.62	1:56.85	2:33.91
16 Peterson, Alasdair	14	Warrender Ba	2:34.30	31.85	1:13.29	1:58.55	2:34.30
17 Smith, Lewis	14	Aberdeen Per	2:35.31	32.61	1:12.66	1:57.60	2:35.31
18 Macmillan, Calum A	15	Westhill	2:35.36	30.31	1:10.48	1:58.84	2:35.36
19 Taylor, Callum S	14	Broch	2:41.99	33.00	1:14.34	2:02.79	2:41.99

Event 101 Boys 16 & Over 200 Metre IM

Name	Age	Club	Time	50	100	150	200
1 Stacey, Harry	18	Aberdeen Per	2:13.93	27.46	1:02.81	1:42.24	2:13.93
2 Watson, Eddie A	21	Aberdeen Dol	2:16.25	26.97	1:01.57	1:41.95	2:16.25
3 Lindsay, Ethan	16	Aberdeen Per	2:18.28	29.98	1:07.00	1:46.27	2:18.28
4 Pate, Kyle	18	Fins	2:18.32	29.43	1:03.16	1:43.90	2:18.32
5 McMillan, Innes	17	Aberdeen Dol	2:19.22	29.02	1:04.92	1:45.36	2:19.22
6 Stowe, Arran	19	Fins	2:19.70	30.09	1:07.95	1:47.14	2:19.70
7 Hall, Zack S	17	Aberdeen Per	2:23.55	30.10	1:06.64	1:50.49	2:23.55
8 Lovie, Iain	16	Broch	2:23.90	29.47	1:05.06	1:51.76	2:23.90
9 McGraw, Nathan	16	Co Glasgow	2:24.04	30.01	1:07.28	1:50.33	2:24.04
10 Barnett, Gregor	17	Elgin	2:24.46	29.55	1:08.37	1:49.43	2:24.46
11 Beveridge, Alex	16	Aberdeen Per	2:27.55	31.19	1:07.61	1:53.47	2:27.55
12 Sutherland, Finlay	16	Highland	2:27.71	30.88	1:09.99	1:53.36	2:27.71
13 Barnett, Ewan	16	Elgin	2:28.95	30.54	1:07.90	1:53.70	2:28.95
14 Gumbrell, Euan	16	Co Glasgow	2:29.80	31.13	1:09.59	1:53.52	2:29.80
15 Rennie, Iain	18	Aberdeen Per	2:29.93	31.33	1:11.95	1:55.92	2:29.93
16 Duncan, Jacob	18	Highland	2:31.16	31.49	1:14.43	1:54.98	2:31.16
17 Munkejord, Stian	16	KSK	2:31.81	31.60	1:13.48	1:57.58	2:31.81

Event 102 Girls 11-13 200 Metre Backstroke

Name	Age	Club	Time	50	100	150	200
1 McQueenie, Elise	13	Co Glasgow	2:22.87	33.73	1:10.52	1:47.34	2:22.87
2 Sandvold, Inger	13	MadlaSK	2:30.29	35.18	1:13.49	1:51.94	2:30.29
3 Low, Milly	13	Aberdeen Per	2:33.92	35.48	1:13.86	1:54.04	2:33.92
4 McMillan, Jacqueline	13	Glenrothes	2:34.23	35.36	1:15.53	1:55.67	2:34.23
5 Perry, Sienna	13	Aberdeen Per	2:36.06	37.47	1:17.80	1:58.31	2:36.06
6 Gillespie, Ceri	12	Garioch	2:36.19	36.14	1:15.31	1:56.03	2:36.19
7 Coia-Gamble, Kaitlin	13	Highland	2:37.37	36.10	1:17.12	1:58.18	2:37.37
8 Craig, Mairi	13	StirlingSwim	2:37.56	37.14	1:17.35	1:57.55	2:37.56
9 Lee, Esme	11	Fins	2:39.17	36.98	1:17.51	1:58.87	2:39.17
10 Cheyne, Amira	13	Garioch	2:39.43	37.87	1:18.49	1:59.82	2:39.43
*11 Armstrong, Abbie	12	Dun City Aqu	2:41.37	36.53	1:17.99	2:00.03	2:41.37
*11 Mason, Olivia	13	Warrender Ba	2:41.37	36.90	1:18.10	2:00.22	2:41.37
13 Geddes, Kate E	13	Aberdeen Dol	2:42.56	37.49	1:18.72	2:02.23	2:42.56
14 Black, Rebecca	13	Warrender Ba	2:42.90	38.63	1:19.66	2:01.71	2:42.90
15 Juskowiak, Sophie	12	Fins	2:43.83	37.76	1:20.16	2:01.98	2:43.83
16 Cockburn, Katherine	13	Warrender Ba	2:44.05	36.72	1:18.88	2:01.59	2:44.05
17 Johnston, Lilly	12	Elgin	2:44.46	39.91	1:21.24	2:03.51	2:44.46
18 Blair, Liberty	13	StirlingSwim	2:44.84	39.40	1:21.80	2:03.97	2:44.84
19 Taylor, Lauren	12	Co Glasgow	2:47.68	39.02	1:21.70	2:05.55	2:47.68
20 Alexander, Lucy	13	Aberdeen Per	2:48.82	37.71	1:20.04	2:05.26	2:48.82
21 Henderson, Rhianna	12	Fins	2:48.87	40.20	1:24.18	2:07.48	2:48.87
22 Nairn, Jessica	13	Elgin	2:49.58	39.73	1:22.23	2:07.37	2:49.58
23 Gow, Nula	12	Garioch	2:50.22	40.23	1:24.13	2:07.89	2:50.22
24 Mackenzie, Johanna	12	Garioch	2:50.46	40.57	1:23.56	2:09.22	2:50.46
25 Cockburn, Anna	13	Co Glasgow	2:50.58	39.15	1:22.54	2:07.41	2:50.58
26 Clarke, Olivia	13	Dun City Aqu	2:51.55	40.02	1:23.18	2:07.52	2:51.55
27 Methven, Ruby	12	Dun City Aqu	2:52.55	38.24	1:23.86	2:08.75	2:52.55
28 Cathro, Finlay	12	Glenrothes	2:52.62	40.11	1:25.56	2:09.61	2:52.62
29 Johnston, Cara	13	Warrender Ba	2:52.83	40.83	1:25.06	2:09.54	2:52.83
30 Watt, Madeleine	13	Stonehaven	2:53.30	39.89	1:24.25	2:09.24	2:53.30
31 Riach, Jessica C	13	Ythan	2:53.59	40.69	1:25.76	2:12.16	2:53.59
32 Bromham, Megan	12	Highland	2:53.80	41.10	1:24.96	2:10.05	2:53.80
33 Riach, Jessica	13	Broch	2:54.48	40.17	1:23.57	2:08.42	2:54.48
34 Beaton, Jessica	11	Aberdeen	2:55.31	40.80	1:24.55	2:10.71	2:55.31
35 Hale, Sasha	12	Inverleith	2:55.66	40.73	1:24.53	2:10.18	2:55.66

36	Krawiec, Kaja	12	KSK	2:56.34	40.04	1:25.68	2:11.46	2:56.34
37	Reece, Laura L	12	Aberdeen Dol	2:56.45	41.27	1:27.19	2:13.82	2:56.45
38	Murray, Jessica	13	Warrender Ba	2:56.88	39.38	1:24.13	2:10.18	2:56.88
39	Calder, Lisa-Marie	12	Broch	2:57.26	40.73	1:26.68	2:13.03	2:57.26
40	Allan, Laura	13	Garioch	2:58.26	40.27	1:25.62	2:11.50	2:58.26
41	Garden, Isla	11	Garioch	2:58.49	41.02	1:25.87	2:13.49	2:58.49
42	Whelan Duenas, Fabiana	12	Garioch	2:59.58	40.25	1:25.64	2:13.60	2:59.58
43	Spedding, Molly	12	Aberdeen Dol	3:04.34	43.66	1:30.24	2:17.54	3:04.34
44	MacLeod, Olivia	12	Highland	3:17.84	47.06	1:37.33	2:28.00	3:17.84

Event 102 Girls 14-15 200 Metre Backstroke


Name	Age	Club	Time	50	100	150	200	
1	Shand, Holly J	14	Elgin	2:27.92	34.71	1:12.08	1:50.49	2:27.92
2	Wetherell, Lauren	15	Co Glasgow	2:30.54	35.98	1:14.33	1:53.09	2:30.54
3	MacDonald, Mairi	14	Aberdeen Per	2:31.87	34.55	1:12.33	1:52.32	2:31.87
4	Dodds, Caitlyn	15	Fins	2:32.11	33.90	1:12.02	1:51.61	2:32.11
5	Beattie, Louise	14	Highland	2:32.44	34.59	1:12.95	1:53.19	2:32.44
6	Sutherland, Catriona	14	Elgin	2:32.56	35.70	1:14.06	1:53.87	2:32.56
7	Murray, Elaine	15	Broch	2:34.13	35.84	1:14.65	1:54.80	2:34.13
8	Kellas, Ailsa	14	Glenrothes	2:37.32	36.86	1:17.58	1:58.91	2:37.32
9	Belotti, Kiana	14	Warrender Ba	2:38.27	37.45	1:17.74	1:59.04	2:38.27
10	Reith, Annabel	15	Stonehaven	2:42.67	37.31	1:18.33	2:00.17	2:42.67
11	Newlands, Georgie	15	Elgin	2:43.22	36.99	1:17.76	2:00.58	2:43.22
12	Åsheim, Oda	15	Bryne SK	2:43.27	38.28	1:19.74	2:01.69	2:43.27
13	Rosie, Caitlin	14	Stonehaven	2:44.53	37.06	1:19.76	2:03.73	2:44.53
14	Boddie, Catherine	14	Garioch	2:44.82	37.64	1:19.44	2:02.47	2:44.82
15	Leonard, Eve	14	Elgin	2:46.26	38.11	1:18.77	2:03.13	2:46.26
16	McEwen, Emily	14	Warrender Ba	2:52.72	38.26	1:23.06	2:07.86	2:52.72

Event 102 Girls 16 & Over 200 Metre Backstroke

Name	Age	Club	Time	50	100	150	200	
1	Miley, Hannah L	28	Aberdeen Per	2:19.21	32.72	1:07.86	1:43.73	2:19.21
2	Adams, Orla L	23	Aberdeen Per	2:19.74	33.71	1:09.35	1:45.56	2:19.74
3	Iheagwaram, Serena	16	Co Glasgow	2:20.40	33.85	1:09.09	1:45.37	2:20.40
4	Alcaras, Alice	17	Aberdeen Per	2:23.64	33.81	1:10.35	1:47.18	2:23.64
5	Griffiths, Kirsty	16	Co Glasgow	2:29.33	34.04	1:12.08	1:50.59	2:29.33
6	Klette, Anne S	16	MadlaSK	2:29.35	35.39	1:13.44	1:52.08	2:29.35
7	Fraser, Sarah	16	Aberdeen Per	2:31.09	33.74	1:12.03	1:51.15	2:31.09
8	Croll, Lily I	16	Upper Deesid	2:36.38	35.38	1:13.96	1:54.25	2:36.38
9	Richardson, Amy	16	Kelso	2:36.87	36.86	1:16.36	1:56.93	2:36.87
10	McIntosh, Kelly	28	Silver City	2:37.31	36.35	1:16.26	1:56.95	2:37.31

Event 103 Boys 11-13 200 Metre Freestyle

Name	Age	Club	Time	50	100	150	200	
1	Anderson, Tony	13	Co Glasgow	2:10.08	29.68	1:02.54	1:36.65	2:10.08
2	Taylor, Jon	13	Aberdeen Per	2:12.76	31.05	1:04.13	1:38.88	2:12.76
3	Taylor, Sam	13	Aberdeen Per	2:14.57	31.44	1:05.90	1:41.31	2:14.57
4	Campbell, Nathan	13	StirlingSwim	2:18.48	31.25	1:06.29	1:42.86	2:18.48
5	Harley, Harris	13	St Thomas	2:19.26	31.15	1:05.26	1:41.59	2:19.26
6	Stewart, Connor	12	StirlingSwim	2:19.73	31.98	1:07.65	1:44.13	2:19.73
7	Smyth, Scott	13	Glenrothes	2:19.92	32.63	1:08.91	1:44.74	2:19.92
8	Instebo, Johan	13	KSK	2:20.77	33.36	1:09.77	1:45.36	2:20.77
9	Fuller, Freddie	13	Warrender Ba	2:22.40	32.14	1:07.45	1:45.90	2:22.40
10	Sutherland, Lewis G	13	Highland	2:22.73	32.19	1:08.69	1:46.56	2:22.73
11	Gibson, Jake	12	Broch	2:23.10	32.73	1:09.38	1:47.09	2:23.10
12	Froyland-Jensen, Amund	12	KSK	2:23.39	32.38	1:09.17	1:46.60	2:23.39
13	MacFarlane, Struan	13	StirlingSwim	2:23.59	32.37	1:09.75	1:47.05	2:23.59



14	Ward, Logan J	13	Aberdeen Dol	2:23.63	32.21	1:08.40	1:45.85	2:23.63
15	Kirkpatrick, Daniel	13	Orkney	2:23.78	32.58	1:08.80	1:47.07	2:23.78
16	Dines, Brodie	13	Aberdeen Per	2:24.44	33.01	1:09.77	1:47.39	2:24.44
17	Macmillan, Philip J	13	Westhill	2:25.15	32.84	1:09.61	1:47.49	2:25.15
18	Christie, Thomas G	13	Westhill	2:25.17	32.95	1:10.30	1:50.07	2:25.17
19	Donald, Ethan	13	Westhill	2:26.07	32.88	1:11.15	1:49.73	2:26.07
20	Wardlaw, Blair	13	Fins	2:27.46	33.85	1:12.85	1:52.24	2:27.46
21	Wood, Jacob	12	Elgin	2:27.47	34.00	1:13.41	1:50.87	2:27.47
22	Brechenser, Kieran M	13	Aberdeen Dol	2:27.57	32.31	1:09.90	1:48.98	2:27.57
23	Komar, William	13	Aberdeen	2:29.61	34.52	1:12.21	1:51.32	2:29.61
24	Currie, Sam	13	Perth City	2:30.03	33.51	1:10.68	1:50.05	2:30.03
25	Holm, Eskil	13	KSK	2:31.57	33.57	1:13.32	1:53.45	2:31.57
26	Arthur, Cameron	12	Aberdeen	2:33.70	35.78	1:15.68	1:55.86	2:33.70
27	Janavicius, Deimantas	12	Broch	2:34.37	34.29	1:13.58	1:54.75	2:34.37
28	Clubb, Finlay M	12	Aberdeen Dol	2:34.66	35.51	1:16.69	1:57.30	2:34.66
29	Clark, Alex	12	Garioch	2:34.91	35.55	1:16.76	1:57.37	2:34.91
30	Broadley, Ryan	12	Broch	2:35.44	36.21	1:16.15	1:57.11	2:35.44
31	Dick, Matthew	13	Aberdeen Dol	2:35.56	35.17	1:15.98	1:56.07	2:35.56
32	Tetlow, Fraser	11	Garioch	2:38.14	36.30	1:17.40	1:57.95	2:38.14
33	Campbell, Andrew J	13	Thurso	2:43.85	36.66	1:19.18	2:01.90	2:43.85

Event 103 Boys 14-15 200 Metre Freestyle

Name	Age	Club	Time	50	100	150	200	
1	Muncey, Jack	14	Perth City	2:01.97	28.71	1:00.08	1:31.60	2:01.97
2	Gronfur, Aleksander	15	KSK	2:06.96	27.44	59.17	1:33.36	2:06.96
3	Travis, Cameron	14	Aberdeen Per	2:07.66	30.04	1:04.00	1:37.03	2:07.66
4	Ford, Mark	14	Co Glasgow	2:07.78	28.94	1:02.07	1:35.72	2:07.78
5	Lawlor, Louis	15	Co Glasgow	2:07.87	29.19	1:02.78	1:36.23	2:07.87
6	Taylor, James	15	Aberdeen	2:07.93	29.48	1:02.68	1:36.29	2:07.93
7	Anfinnsen, Viktor	15	Bryne SK	2:09.08	30.41	1:03.57	1:36.80	2:09.08
8	Hale, Felix	14	Inverleith	2:09.84	29.77	1:03.26	1:37.85	2:09.84
9	Hepworth, Elliott	15	Aberdeen Per	2:10.34	29.57	1:02.02	1:36.48	2:10.34
10	Brown, Ethan	14	St Thomas	2:10.92	30.20	1:03.43	1:37.40	2:10.92
11	Strang, Michael	14	Fins	2:11.13	30.81	1:03.93	1:38.01	2:11.13
12	Petrie, Liam	15	Upper Deesid	2:11.69	30.45	1:04.11	1:38.01	2:11.69
13	Coueslant, Archie C	15	Aberdeen Dol	2:12.64	29.53	1:02.75	1:37.46	2:12.64
14	Chittleburgh, Samuel	15	Warrender Ba	2:14.08	30.75	1:04.84	1:40.25	2:14.08
15	Brown, Calvin	14	Elgin	2:15.05	30.12	1:04.65	1:40.29	2:15.05
16	Westre, Orjan	14	KSK	2:15.80	30.81	1:04.73	1:40.19	2:15.80
17	Heard, Finn	15	Banchory	2:15.92	30.17	1:05.43	1:41.93	2:15.92
18	Goad, Oliver	15	Cupar	2:17.80	30.53	1:05.50	1:42.58	2:17.80
19	Bore, Emil Bjørnsen	15	Bryne SK	2:18.41	31.04	1:05.96	1:41.57	2:18.41
20	Johnson, Ross	15	Banchory	2:20.08	31.50	1:06.74	1:43.69	2:20.08
21	Henry, Angus	15	Highland	2:20.10	31.09	1:06.23	1:43.30	2:20.10
22	Doherty, Jay	15	Dun City Aqu	2:23.51	31.21	1:07.05	1:45.11	2:23.51

Event 103 Boys 16 & Over 200 Metre Freestyle

Name	Age	Club	Time	50	100	150	200	
1	Wright, John S	20	Aberdeen Per	1:54.89	27.30	56.86	1:26.29	1:54.89
2	Stacey, Harry	18	Aberdeen Per	1:55.56	27.39	57.24	1:26.99	1:55.56
3	Beeley, Tom	18	Aberdeen Per	1:58.48	27.91	57.86	1:27.81	1:58.48
4	Campbell, Lawrence	17	Co Glasgow	2:00.96	28.42	58.83	1:29.71	2:00.96
5	Hokling, Håvard	16	MadlaSK	2:01.82	27.88	58.74	1:31.07	2:01.82
6	Nicol, Angus	16	Co Glasgow	2:01.95	28.80	59.76	1:31.38	2:01.95
7	Eason, Logan	17	StirlingSwim	2:02.14	27.93	58.43	1:30.30	2:02.14
8	Lovie, Iain	16	Broch	2:02.29	28.90	1:00.50	1:32.41	2:02.29
9	Samuelsen, Kristoffer	18	KSK	2:02.77	28.02	58.86	1:30.79	2:02.77



10	Balfour, Thomas	17	Co Glasgow	2:03.15	28.13	59.25	1:30.83	2:03.15
11	Robertson, Ryan	16	Co Glasgow	2:06.41	29.40	1:00.61	1:33.54	2:06.41
12	Lindsay, Ethan	16	Aberdeen Per	2:06.67	28.94	1:00.61	1:33.51	2:06.67
13	Munkejord, Stian	16	KSK	2:06.90	30.07	1:02.84	1:35.66	2:06.90
14	Robertson, Jack	17	Westhill	2:09.96	29.22	1:01.88	1:35.89	2:09.96
15	Rennie, Iain	18	Aberdeen Per	2:14.27	30.02	1:04.15	1:39.74	2:14.27

Event 104 Girls 11-13 50 Metre Breaststroke

Name	Age	Club	Time	Name	Age	Club	Time		
1	Bain, Sophie	12	Aberdeen Per	35.48	27	Geddes, Kate E	13	Aberdeen Dol	41.24
2	Wade, Saskia	12	Co Glasgow	36.38	28	Baker, Jill L	13	Westhill	41.52
3	Reeves, Martha	12	Menzieshill	37.54	29	Inglis, Jennifer	13	Co Glasgow	41.74
4	Johnston, Cara	13	Warrender Ba	37.58	30	Lee, Esme	11	Fins	41.78
*5	Glasgow, Aimee	13	Glenrothes	37.99	31	Taylor, Lauren	12	Co Glasgow	41.84
*5	Coia-Gamble, Kaitlin	13	Highland	37.99	32	Campbell, Katy A	12	Aberdeen Dol	42.00
7	Yule, Isla	13	Banchory	38.08	33	Martin, Sara	12	Stonehaven	42.07
8	Murray, Laura	13	StirlingSwim	38.19	34	Ligtendag, Faye	12	Stonehaven	42.09
9	Schulz, Jessica	13	Highland	38.72	35	Watt, Madeleine	13	Stonehaven	42.12
10	Gussing, Cecilia Diane	13	Bryne SK	38.88	36	Gault, Eilidh	12	Ythan	42.15
11	Winton, Gabriella	13	St Thomas	39.14	37	Spedding, Molly	12	Aberdeen Dol	42.63
12	Gow, Nula	12	Garioch	39.20	38	Glennie, Isla	13	Alford Otter	42.70
13	Clarke, Olivia	13	Dun City Aqu	39.34	39	Cheshire, Maya	11	Elgin	42.75
14	Taylor, Erin	12	Fins	39.40	40	Ligtendag, Gemma	12	Stonehaven	43.10
15	Black, Rebecca	13	Warrender Ba	39.44	41	Bruce, Natalie	12	Broch	43.17
16	Murray, Jessica	13	Warrender Ba	39.54	42	McGeorge, Ella	11	Cupar	43.28
17	Taylor, Jennifer	13	Aberdeen	39.96	43	Staal, Hannah	12	Cupar	43.36
18	Low, Milly	13	Aberdeen Per	40.55	44	Ross, Hannah E	13	Westhill	43.39
19	Riach, Jessica	13	Broch	40.72	45	Gourlay, Erin	13	Co Glasgow	43.64
20	Hill, Sarah E	11	Aberdeen Dol	40.90	46	Mackenzie, Johanna	12	Garioch	44.11
21	Cheyne, Amira	13	Garioch	40.92	47	Hale, Sasha	12	Inverleith	44.78
22	Reece, Laura L	12	Aberdeen Dol	40.96	48	Riach, Jessica C	13	Ythan	44.96
*23	Gillespie, Ceri	12	Garioch	41.10	49	Watson, Maisie	12	Cupar	44.98
*23	Bristo, Amy	13	Aberdeen Per	41.10	50	Duringer, Laura A	12	Aberdeen Dol	45.14
*23	Cassidy, Kate	13	Aberdeen Per	41.10	---	Henderson, Rhianna	12	Fins	DNF
26	Bryce, Cara	12	Inverleith	41.16					

Event 104 Girls 14-15 50 Metre Breaststroke

Name	Age	Club	Time	Name	Age	Club	Time		
1	Bowie, Rhona M	15	Aberdeen Dol	35.19	18	Macdougall, Ellie Kate	14	Highland	39.07
2	Officer, Georgia	14	Elgin	35.54	19	Simpson, Holly	14	Aberdeen Per	39.43
3	Ali, Yasmin	14	Warrender Ba	36.03	20	Gray, Kate	15	Inverleith	39.44
4	Vestre, Helene O	14	Haugesund	36.38	21	MacLeod, Rachel	14	Warrender Ba	39.45
5	Alcaras, Gaia	15	Aberdeen Per	36.48	22	Riach, Emily	15	Ythan	39.46
6	Kjellsen, Karianne A	14	MadlaSK	36.88	23	O'Connor, Erin	14	Fins	39.52
7	Wood, Maree	15	Highland	37.13	24	Belotti, Kiana	14	Warrender Ba	39.72
8	McPartland, Emma	14	Perth City	37.26	25	Wetherell, Lauren	15	Co Glasgow	39.74
9	Murray, Elaine	15	Broch	37.44	26	DeBari, Emma	15	Aberdeen Dol	39.78
10	Hall, Kailyn	14	Aberdeen Per	37.69	27	Davis, Kirsty	15	Glenrothes	40.35
11	Wisely, Daisy	15	Highland	37.97	28	Ratray, Beth	14	Aberdeen Per	40.64
12	McMillan, Elle	15	St Thomas	38.06	*29	Simpson, Emma	14	Broch	40.73
13	Lamont, Megan	14	Aberdeen Per	38.08	*29	Wright, Annabelle	15	Alford Otter	40.73
14	Williamson, Charlotte	14	Cupar	38.14	31	Blance, Jean	14	Orkney	41.35
15	Ivens, Rebecca	15	Warrender Ba	38.40	32	Boddie, Catherine	14	Garioch	41.70
16	Fishenden, Emma	15	Highland	38.58	33	Eriksson, Sasha	14	Upper Deesid	41.73
17	Ogg, Nicole M	15	Aberdeen Dol	38.81	34	Armstrong, Lily	14	Forres	42.77



Event 104 Girls 16 & Over 50 Metre Breaststroke

Name	Age	Club	Time	Name	Age	Club	Time
1 Miley, Hannah L	28	Aberdeen Per	33.01	6 Paterson, Shannon	19	Aberdeen Per	35.25
2 Adams, Orla L	23	Aberdeen Per	33.36	7 McKay, Aimee	17	Highland	35.74
3 Chittleburgh, Emma	19	Aberdeen Per	34.80	8 Anderson, Devan	17	Aberdeen Per	36.80
4 Storm, Jennifer	16	Aberdeen Per	34.91	9 Woolley, Rachael Louise	17	Aberdeen	37.40
5 MacKenzie, Katie L	17	Co Glasgow	35.09	10 Magnussen, Kristin Nygård	16	Bryne SK	37.58

Event 105 Boys 11-13 50 Metre Butterfly

Name	Age	Club	Time	Name	Age	Club	Time
1 Harley, Harris	13	St Thomas	30.27	19 Fuller, Freddie	13	Warrender Ba	33.85
2 Liversedge, Corey	13	Upper Deesid	30.96	20 Macmillan, Philip J	13	Westhill	33.93
3 Brechenser, Kieran M	13	Aberdeen Dol	31.02	21 Cairney, Calum	13	Ythan	33.94
4 Ward, Logan J	13	Aberdeen Dol	31.67	22 Mitchell, Kyle	11	Garioch	34.00
5 Bremner, Finn	13	Warrender Ba	31.73	23 Younger, Adam	12	Glenrothes	34.03
6 Simpson, Owen	13	Aberdeen Per	31.95	24 McMillan, Matthew	11	Glenrothes	34.22
7 Taylor, Jon	13	Aberdeen Per	32.08	25 Janavicius, Deimantas	12	Broch	34.37
8 Dickson, Murray	11	StirlingSwim	32.26	26 Brodie, Andrew I	13	Aberdeen Dol	34.72
9 Taylor, Sam	13	Aberdeen Per	32.28	27 Dines, Brodie	13	Aberdeen Per	34.81
10 Campbell, Nathan	13	StirlingSwim	32.52	28 Henry, Chester	13	Highland	35.10
11 Fraser, James	13	Aberdeen Per	32.77	29 Pitblado, Ross	13	Glenrothes	35.12
12 Coull, James C	13	Westhill	33.15	30 MacFarlane, Struan	13	StirlingSwim	35.38
13 Gibson, Jake	12	Broch	33.47	31 Walker, Clark D	13	Aberdeen Dol	35.47
14 Stewart, Connor	12	StirlingSwim	33.52	32 Broadley, Ryan	12	Broch	35.69
15 King, Ryan	13	Glenrothes	33.65	33 Dick, Matthew	13	Aberdeen Dol	36.41
16 Currie, Sam	13	Perth City	33.74	34 Tetlow, Fraser	11	Garioch	37.03
17 Donald, Ethan	13	Westhill	33.81	35 Malcolm, Kai	13	Highland	37.19
18 Lennox, Kieran	11	Aberdeen Per	33.84	36 Skakle, Michael	12	Inverleith	37.42

Event 105 Boys 14-15 50 Metre Butterfly

Name	Age	Club	Time	Name	Age	Club	Time
1 Gronfur, Aleksander	15	KSK	26.76	17 Mitchell, Joshua	15	Unattached	29.58
2 Tobiassen, Mats Fjogstad	15	Bryne SK	26.78	*18 Coueslant, Archie C	15	Aberdeen Dol	29.70
3 Jøntvedt, Jon	14	Bryne SK	27.43	*18 Harrold, Angus	15	Banchory	29.70
4 Travis, Cameron	14	Aberdeen Per	27.94	20 Brown, Calvin	14	Elgin	30.23
5 Shoghl, Fabian	15	MadlaSK	28.03	21 Doherty, Jay	15	Dun City Aqu	30.30
6 Miskiewicz, Dariusz	15	Elgin	28.44	22 Stewart, Finlay	14	Warrender Ba	30.40
7 Allison, Angus	15	Inverleith	28.62	23 Duncan, Ryan	14	St Thomas	30.41
8 Lawlor, Louis	15	Co Glasgow	28.64	24 Milner, Nicholas	14	Aberdeen Dol	30.54
9 Cousins, Finley	15	Aberdeen Per	28.70	25 Petrie, Liam	15	Upper Deesid	30.57
10 Heard, Finn	15	Banchory	28.87	26 Strang, Michael	14	Fins	30.60
11 Lumsden, Kerr	14	Monifieth	28.89	27 Johnson, Ross	15	Banchory	31.06
*12 Goad, Oliver	15	Cupar	29.06	28 Lewis, Ben	14	Fins	31.57
*12 Brown, Ethan	14	St Thomas	29.06	29 Taylor, Callum S	14	Broch	31.61
14 Currie, Euan	14	Ythan	29.35	30 Smith, Lewis	14	Aberdeen Per	31.76
15 Wallace, Finlay	14	St Thomas	29.48	31 Henry, Angus	15	Highland	32.01
16 Hepworth, Elliott	15	Aberdeen Per	29.56	32 Baillie, Findlay	15	Cupar	34.06

Event 105 Boys 14-15 50 Metre Butterfly Swim-off

Name	Age	Club	Time	Name	Age	Club	Time
1 Brown, Ethan	14	St Thomas	28.74	2 Goad, Oliver	15	Cupar	28.80




Event 105 Boys 16 & Over 50 Metre Butterfly

Name	Age	Club	Time	Name	Age	Club	Time
1 Bryce, Robert A	23	Aberdeen Dol	24.82	*15 Betout, Youssef	18	Co Glasgow	27.91
2 Beeley, Tom	18	Aberdeen Per	25.71	17 Clements, Michael J	26	Aberdeen Dol	27.95
3 Stacey, Harry	18	Aberdeen Per	25.96	18 Houette, Louis	17	Aberdeen Dol	28.00
4 McIntosh, Stuart A	24	Aberdeen Dol	25.97	19 McGraw, Nathan	16	Co Glasgow	28.02
5 Watson, Eddie A	21	Aberdeen Dol	26.47	20 Hokling, Håvard	16	MadlaSK	28.08
6 Samuelsen, Kristoffer	18	KSK	26.51	21 Conaghan, Jake	16	Co Glasgow	28.25
7 Miley, Joseph P	20	Aberdeen Per	26.70	22 Robertson, Jack	17	Westhill	28.39
8 Muir, Cameron	19	Co Glasgow	26.74	23 Skakle, Angus	17	Inverleith	28.42
9 McMillan, Innes	17	Aberdeen Dol	26.88	24 Neally, Ross	18	Co Glasgow	28.49
10 Wright, John S	20	Aberdeen Per	27.03	25 Walters, Tielo	16	Dun City Aqu	28.53
11 Nicol, Angus	16	Co Glasgow	27.26	26 Lovie, Iain	16	Broch	28.72
12 MacDougall, Scott	23	Aberdeen Dol	27.40	27 Robertson, Ryan	16	Co Glasgow	29.02
13 Gatton, Andrew	16	Highland	27.77	28 Gumbrell, Euan	16	Co Glasgow	29.08
14 Johnson, Brendan	19	Aberdeen Per	27.78	29 Smith, David C	25	Aberdeen Dol	29.43
*15 Pate, Kyle	18	Fins	27.91	--- Hagan, Max	17	Co Glasgow	DQ

Event 106 Girls 11-13 100 Metre Butterfly

Name	Age	Club	Time	50	100
1 Shanahan, Katie	13	Co Glasgow	1:07.55	31.55	1:07.55
2 McQueenie, Elise	13	Co Glasgow	1:10.15	32.95	1:10.15
3 Bailey, Katherine	13	Perth City	1:10.93	33.11	1:10.93
4 Yule, Isla	13	Banchory	1:11.40	32.79	1:11.40
5 Taylor, Erin	12	Fins	1:12.46	33.45	1:12.46
6 Gussing, Cecilia Diane	13	Bryne SK	1:13.54	33.11	1:13.54
7 Yuda, Faith	13	Stonehaven	1:14.00	34.40	1:14.00
8 Gillespie, Ceri	12	Garioch	1:14.07	34.48	1:14.07
9 Sandvold, Inger	13	MadlaSK	1:14.22	34.28	1:14.22
10 Murray, Laura	13	StirlingSwim	1:14.69	34.74	1:14.69
11 Hay, Katie	13	Highland	1:15.00	33.80	1:15.00
12 Campbell, Katy A	12	Aberdeen Dol	1:15.38	34.85	1:15.38
13 Cassidy, Kate	13	Aberdeen Per	1:15.77	35.62	1:15.77
14 Glasgow, Aimee	13	Glenrothes	1:15.87	34.45	1:15.87
15 Mason, Olivia	13	Warrender Ba	1:16.18	34.61	1:16.18
16 Donald, Ines	12	Inverleith	1:16.44	35.36	1:16.44
17 Geddes, Kate E	13	Aberdeen Dol	1:17.80	35.81	1:17.80
18 Blair, Liberty	13	StirlingSwim	1:17.95	36.25	1:17.95
19 Black, Rebecca	13	Warrender Ba	1:18.14	36.32	1:18.14
20 Allan, Laura	13	Garioch	1:18.68	37.13	1:18.68
21 Gow, Nula	12	Garioch	1:19.20	37.05	1:19.20
22 Low, Milly	13	Aberdeen Per	1:19.47	37.18	1:19.47
23 Cheyne, Amira	13	Garioch	1:20.36	37.68	1:20.36
24 McDonald, Lucy	13	Inverleith	1:20.54	36.42	1:20.54
25 Taylor, Jennifer	13	Aberdeen	1:21.49	35.87	1:21.49
26 Clarke, Lucy	13	Monifieth	1:22.46	36.56	1:22.46
27 Armstrong, Abbie	12	Dun City Aqu	1:22.93	36.21	1:22.93
28 Bruce, Natalie	12	Broch	1:22.99	38.65	1:22.99
29 Lee, Esme	11	Fins	1:23.34	38.67	1:23.34
30 Ligtendag, Faye	12	Stonehaven	1:24.62	38.42	1:24.62
31 Ligtendag, Gemma	12	Stonehaven	1:24.63	38.88	1:24.63
32 Gault, Eilidh	12	Ythan	1:25.87	39.19	1:25.87
33 MacLeod, Olivia	12	Highland	1:25.94	39.98	1:25.94
34 Mackenzie, Johanna	12	Garioch	1:26.27	39.74	1:26.27
35 Goodbrand, Alyssa	11	Ythan	1:26.87	40.02	1:26.87
36 Darroch, Rianna	12	Highland	1:26.93	40.82	1:26.93
37 Petrie, Charlotte	12	Upper Deesid	1:27.04	39.78	1:27.04



38	Spedding, Molly	12	Aberdeen Dol	1:27.36	39.85	1:27.36
39	Glennie, Isla	13	Alford Otter	1:27.52	38.85	1:27.52
40	Ramsay, Jennifer	12	StirlingSwim	1:28.71	37.86	1:28.71
41	Cheshire, Maya	11	Elgin	1:30.32	39.71	1:30.32
42	Cathro, Finlay	12	Glenrothes	1:31.01	41.52	1:31.01
43	Staal, Hannah	12	Cupar	1:31.65	40.25	1:31.65

Event 106 Girls 14-15 100 Metre Butterfly

Name	Age	Club	Time	50	100
*1 Willumsen, Marthe C	15	MadlaSK	1:03.60	29.99	1:03.60
*1 Alcaras, Gaia	15	Aberdeen Per	1:03.60	30.49	1:03.60
3 Slessor, Anya	14	Aberdeen Per	1:05.12	30.71	1:05.12
4 Dolenc Luznar, Neza	14	Fins	1:08.01	31.24	1:08.01
5 Wetherell, Lauren	15	Co Glasgow	1:08.40	32.22	1:08.40
6 Dodds, Caitlyn	15	Fins	1:08.64	31.53	1:08.64
7 Murray, Elaine	15	Broch	1:08.81	31.25	1:08.81
8 Vestre, Helene O	14	Haugesund	1:10.13	32.06	1:10.13
9 Nilsen, Mari	14	Haugesund	1:10.43	32.59	1:10.43
10 MacDougall, Charlie	15	Aberdeen Per	1:10.64	31.57	1:10.64
11 Kjellsen, Karianne A	14	MadlaSK	1:10.74	33.34	1:10.74
12 Bain, Alicea	15	Aberdeen Per	1:10.94	32.87	1:10.94
13 Shand, Holly J	14	Elgin	1:10.95	32.66	1:10.95
14 Shaw, Toni	14	Aberdeen Per	1:11.21	33.66	1:11.21
15 Greenshields, Alisha	14	Co Glasgow	1:11.30	32.51	1:11.30
16 Carns, Jessica C	14	Aberdeen Dol	1:11.50	32.72	1:11.50
17 Endregaard, Emma B	14	MadlaSK	1:11.61	32.76	1:11.61
18 Ogg, Nicole M	15	Aberdeen Dol	1:11.70	32.47	1:11.70
19 MacDonald, Mairi	14	Aberdeen Per	1:11.75	32.49	1:11.75
20 Johnston, Isla	15	Aberdeen Per	1:11.99	33.03	1:11.99
21 McPartland, Emma	14	Perth City	1:12.66	33.69	1:12.66
22 Newlands, Georgie	15	Elgin	1:12.79	33.72	1:12.79
23 Rosie, Caitlin	14	Stonehaven	1:12.82	32.82	1:12.82
24 Wright, Annabelle	15	Alford Otter	1:12.94	33.55	1:12.94
25 Beattie, Louise	14	Highland	1:13.43	33.68	1:13.43
26 Simpson, Holly	14	Aberdeen Per	1:13.77	34.52	1:13.77
27 MacLeod, Rachel	14	Warrender Ba	1:14.02	35.22	1:14.02
28 Wood, Maree	15	Highland	1:15.09	33.82	1:15.09
29 Sutherland, Catriona	14	Elgin	1:15.49	34.85	1:15.49
30 Bowie, Rhona M	15	Aberdeen Dol	1:15.50	34.35	1:15.50
31 McGee, Erin P	14	Co Glasgow	1:15.84	35.04	1:15.84
32 Ali, Yasmin	14	Warrender Ba	1:15.86	34.81	1:15.86
33 Officer, Georgia	14	Elgin	1:16.75	34.08	1:16.75
34 Boddie, Catherine	14	Garioch	1:18.35	35.25	1:18.35

Event 106 Girls 16 & Over 100 Metre Butterfly

Name	Age	Club	Time	50	100
1 Perry, Yasmin	17	Aberdeen Per	1:02.45	29.37	1:02.45
2 Miley, Hannah L	28	Aberdeen Per	1:03.69	30.62	1:03.69
3 Iheagwaram, Serena	16	Co Glasgow	1:03.78	30.45	1:03.78
4 Christie, Jessica	21	Westhill	1:04.37	30.59	1:04.37
5 Storstein, Maria	17	KSK	1:06.08	31.43	1:06.08
6 Richardson, Amy	16	Kelso	1:08.66	32.44	1:08.66
7 Endregaard, Julie B	17	MadlaSK	1:08.78	30.87	1:08.78
8 Reid, Rebecca	16	Aberdeen	1:12.12	32.64	1:12.12
9 Prosser, Fay	17	Forres	1:12.26	32.21	1:12.26
10 Engvall, Thea	16	KSK	1:27.81	39.06	1:27.81




Event 107 Boys 11-13 100 Metre Backstroke

Name	Age	Club	Time	50	100
1 Campbell, Leon	13	StirlingSwim	1:07.95	33.79	1:07.95
2 Instebo, Johan	13	KSK	1:10.26	34.00	1:10.26
3 Harley, Harris	13	St Thomas	1:12.34	35.34	1:12.34
4 Brown, Lucas	12	Elgin	1:12.44	34.25	1:12.44
5 Fuller, Freddie	13	Warrender Ba	1:13.80	35.09	1:13.80
6 Wood, Jacob	12	Elgin	1:14.13	36.88	1:14.13
7 Donald, Ethan	13	Westhill	1:14.20	36.22	1:14.20
8 Ward, Logan J	13	Aberdeen Dol	1:14.62	35.46	1:14.62
9 Liversedge, Corey	13	Upper Deesid	1:14.76	36.53	1:14.76
10 Sutherland, Lewis G	13	Highland	1:15.33	36.84	1:15.33
11 Rose, Calum	13	Warrender Ba	1:15.60	36.18	1:15.60
12 Macmillan, Philip J	13	Westhill	1:16.18	36.71	1:16.18
*13 Smyth, Scott	13	Glenrothes	1:16.95	37.05	1:16.95
*13 MacFarlane, Struan	13	StirlingSwim	1:16.95	37.00	1:16.95
15 Bremner, Finn	13	Warrender Ba	1:17.20	37.49	1:17.20
16 Arthur, Cameron	12	Aberdeen	1:17.22	37.70	1:17.22
17 Christie, Thomas G	13	Westhill	1:17.80	37.14	1:17.80
18 Wardlaw, Blair	13	Fins	1:18.08	36.54	1:18.08
19 Simpson, Owen	13	Aberdeen Per	1:18.42	39.79	1:18.42
20 McMillan, Matthew	11	Glenrothes	1:18.69	39.42	1:18.69
21 MacDonald, Calvin	11	Aberdeen Per	1:18.74	39.48	1:18.74
22 Currie, Sam	13	Perth City	1:18.89	37.89	1:18.89
23 Clubb, Finlay M	12	Aberdeen Dol	1:20.04	39.11	1:20.04
24 Fraser, James	13	Aberdeen Per	1:20.07	39.81	1:20.07
25 Gibson, Jake	12	Broch	1:20.11	38.83	1:20.11
26 Hay, Lewis	13	Ythan	1:20.25	38.91	1:20.25
27 Brodie, Andrew I	13	Aberdeen Dol	1:20.52	38.06	1:20.52
28 Malcolm, Kai	13	Highland	1:20.56	40.00	1:20.56
29 Dick, Matthew	13	Aberdeen Dol	1:20.57	39.87	1:20.57
30 Janavicius, Deimantas	12	Broch	1:21.55	38.64	1:21.55
31 Gray, Ben	12	Inverleith	1:21.70	39.69	1:21.70
32 Gilmurray, Aaron	12	Dun City Aqu	1:21.88	40.31	1:21.88
33 Mitchell, Kyle	11	Garioch	1:21.91	39.80	1:21.91
34 Henry, Chester	13	Highland	1:22.93	40.18	1:22.93
35 Dickson, Murray	11	StirlingSwim	1:23.02	40.51	1:23.02
36 Broadley, Ryan	12	Broch	1:23.26	39.94	1:23.26
37 Tetlow, Fraser	11	Garioch	1:23.78	41.39	1:23.78
38 Younger, Adam	12	Glenrothes	1:23.93	40.88	1:23.93
39 Hayes, Ciaran	12	Aberdeen	1:24.69	40.52	1:24.69
40 Macleod, Rory	12	Dun City Aqu	1:25.45	43.02	1:25.45
41 Smyth, David	12	Glenrothes	1:25.65	41.43	1:25.65
42 Thomson, Calum	12	Aberdeen	1:26.51	42.26	1:26.51
43 Clark, Alex	12	Garioch	1:27.77	43.20	1:27.77
--- Dines, Brodie	13	Aberdeen Per	DQ		

Event 107 Boys 14-15 100 Metre Backstroke

Name	Age	Club	Time	50	100
1 Muncey, Jack	14	Perth City	1:01.82	30.53	1:01.82
2 Gronfur, Aleksander	15	KSK	1:02.98	30.03	1:02.98
3 Allison, Angus	15	Inverleith	1:04.89	31.55	1:04.89
4 Tobiassen, Mats Fjogstad	15	Bryne SK	1:05.08	31.31	1:05.08
5 Travis, Cameron	14	Aberdeen Per	1:05.11	31.92	1:05.11
6 Lumsden, Kerr	14	Monifieth	1:05.23	32.23	1:05.23
7 Taylor, James	15	Aberdeen	1:05.89	32.40	1:05.89
8 Harrold, Angus	15	Banchory	1:06.82	32.36	1:06.82



9	Coueslant, Archie C	15	Aberdeen Dol	1:06.88	32.52	1:06.88
10	Miskiewicz, Dariusz	15	Elgin	1:07.29	32.46	1:07.29
11	Brown, Ethan	14	St Thomas	1:07.41	33.00	1:07.41
12	Hale, Felix	14	Inverleith	1:07.98	32.79	1:07.98
13	Weir, Lucas	15	Highland	1:08.92	33.51	1:08.92
14	Wallace, Finlay	14	St Thomas	1:09.00	32.51	1:09.00
15	Chittleburgh, Samuel	15	Warrender Ba	1:09.14	32.63	1:09.14
16	Currie, Euan	14	Ythan	1:09.15	33.46	1:09.15
17	Anfinnsen, Viktor	15	Bryne SK	1:09.26	33.34	1:09.26
18	Goad, Oliver	15	Cupar	1:09.90		
19	Brown, Matthew	14	Aberdeen Per	1:10.22	33.47	1:10.22
20	Westre, Orjan	14	KSK	1:10.26	33.73	1:10.26
21	Strachan, Ross	14	Aberdeen Per	1:10.33	34.96	1:10.33
22	Smith, Lewis	14	Aberdeen Per	1:12.00	34.55	1:12.00
23	Macmillan, Calum A	15	Westhill	1:12.62	35.07	1:12.62
24	Robb, James	14	Warrender Ba	1:13.25	35.75	1:13.25
25	Sorensen, Archie	14	Warrender Ba	1:14.60	36.06	1:14.60
26	Lewis, Ben	14	Fins	1:14.95	35.76	1:14.95
27	Henry, Angus	15	Highland	1:15.75	36.20	1:15.75

Event 107 Boys 16 & Over 100 Metre Backstroke

Name	Age	Club	Time	50	100	
1	Robertson, Ryan	16	Co Glasgow	1:00.77	29.80	1:00.77
2	Lovie, Iain	16	Broch	1:01.28	30.02	1:01.28
3	Samuelsen, Kristoffer	18	KSK	1:01.42	29.48	1:01.42
4	Pate, Kyle	18	Fins	1:01.77	30.25	1:01.77
*5	Campbell, Lawrence	17	Co Glasgow	1:02.36	30.83	1:02.36
*5	Eklund, Olav	16	MadlaSK	1:02.36	29.78	1:02.36
7	Balfour, Thomas	17	Co Glasgow	1:02.58	30.53	1:02.58
8	McMillan, Innes	17	Aberdeen Dol	1:03.30	30.71	1:03.30
9	Johnson, Brendan	19	Aberdeen Per	1:05.03	31.63	1:05.03
10	Eason, Logan	17	StirlingSwim	1:05.08	31.39	1:05.08
11	Gatton, Andrew	16	Highland	1:06.14	32.23	1:06.14
12	Barnett, Gregor	17	Elgin	1:06.31	32.31	1:06.31
13	Robertson, Jack	17	Westhill	1:06.60	32.34	1:06.60
14	Barnett, Ewan	16	Elgin	1:07.13	32.18	1:07.13
15	Hall, Zack S	17	Aberdeen Per	1:07.33	32.54	1:07.33
16	Gumbrell, Euan	16	Co Glasgow	1:07.44	32.91	1:07.44
17	Beveridge, Alex	16	Aberdeen Per	1:08.30	32.30	1:08.30
18	Spalding, Kieran	19	Menziesshill	1:09.06	32.31	1:09.06
---	Hokling, Håvard	16	MadlaSK	DQ		

Event 108 Girls 11-13 400 Metre Freestyle

Name	Age	Club	Time	50	100	150	200	250	300	350	400	
1	Shanahan, Katie	13	Co Glasgow	4:32.84	31.17	1:04.81	1:39.13	2:13.62	2:48.38	3:23.39	3:58.79	4:32.84
2	Craig, Mairi	13	StirlingSwim	4:46.70	33.43	1:09.62	1:45.71	2:22.14	2:58.69	3:35.58	4:12.01	4:46.70
3	Wade, Saskia	12	Co Glasgow	4:51.09	32.55	1:08.35	1:45.93	2:23.66	3:01.15	3:38.51	4:16.29	4:51.09
4	Mason, Olivia	13	Warrender Ba	4:53.62	33.32	1:11.15	1:48.98	2:27.70	3:04.41	3:42.60	4:19.00	4:53.62
5	Bailey, Katherine	13	Perth City	4:55.45	33.85	1:10.45	1:47.73	2:25.44	3:03.26	3:41.23	4:18.81	4:55.45
6	Perry, Sienna	13	Aberdeen Per	4:59.04	34.02	1:11.74	1:50.07	2:28.55	3:07.03	3:45.44	4:23.21	4:59.04
7	Hay, Katie	13	Highland	5:05.48	33.57	1:11.92	1:52.14	2:31.33	3:11.94	3:51.33	4:29.63	5:05.48
8	Low, Milly	13	Aberdeen Per	5:05.53	35.61	1:15.02	1:54.23	2:33.21	3:11.83	3:50.40	4:29.01	5:05.53
9	Bristo, Amy	13	Aberdeen Per	5:06.58	33.52	1:10.80	1:49.52	2:29.20	3:08.84	3:49.63	4:29.24	5:06.58
10	Reeves, Martha	12	Menziesshill	5:09.73	32.79	1:10.65	1:50.33	2:30.23	3:11.08	3:51.96	4:31.87	5:09.73
11	Gow, Nula	12	Garioch	5:09.86	35.36	1:15.27	1:55.58	2:35.32	3:15.01	3:55.65	4:33.66	5:09.86
12	Cassidy, Kate	13	Aberdeen Per	5:10.28	35.17	1:14.26	1:54.26	2:34.01	3:14.42	3:54.18	4:33.98	5:10.28
13	Gourlay, Erin	13	Co Glasgow	5:10.72	35.57	1:15.31	1:55.53	2:35.70	3:15.57	3:55.25	4:34.05	5:10.72



14	Cockburn, Katherine	13	Warrender Ba	5:11.27	34.18	1:12.69	1:52.26	2:32.37	3:11.99	3:52.49	4:32.20	5:11.27
15	Johnston, Cara	13	Warrender Ba	5:12.47	34.81	1:14.61	1:55.19	2:35.72	3:15.25	3:55.62	4:35.36	5:12.47
16	Mackenzie, Johanna	12	Garioch	5:12.51	35.68	1:14.86	1:55.58	2:36.04	3:15.71	3:55.82	4:35.93	5:12.51
17	Schulz, Jessica	13	Highland	5:12.59	36.02	1:16.78	1:57.16	2:37.36	3:17.56	3:57.33	4:36.38	5:12.59
18	Osterhus, Kristina	13	KSK	5:13.53	36.33	1:15.66	1:55.80	2:35.88	3:15.46	3:55.68	4:35.37	5:13.53
19	Riach, Jessica	13	Broch	5:15.45	35.57	1:14.94	1:54.81	2:35.38	3:15.49	3:56.17	4:35.91	5:15.45
20	Cheyne, Amira	13	Garioch	5:17.72	35.70	1:16.19	1:56.36	2:37.03	3:16.94	3:58.08	4:38.04	5:17.72
21	Ross, Hannah E	13	Westhill	5:24.69	36.49	1:17.69	1:59.11	2:41.22	3:23.01	4:05.21	4:47.02	5:24.69
22	Alexander, Lucy	13	Aberdeen Per	5:25.07	35.73	1:16.62	1:57.96	2:39.87	3:21.25	4:02.79	4:43.99	5:25.07
23	Taylor, Jennifer	13	Aberdeen	5:26.77	36.30	1:17.77	1:59.88	2:43.09	3:24.83	4:06.65	4:47.28	5:26.77
24	Murray, Jessica	13	Warrender Ba	5:39.52	34.75	1:15.92	2:01.67	2:45.74	3:28.78	4:12.34	4:56.49	5:39.52

Event 108 Girls 14-15 400 Metre Freestyle

Name	Age	Club	Time	50	100	150	200	250	300	350	400	
1	Wetherell, Lauren	15	Co Glasgow	4:23.52	30.98	1:04.12	1:37.64	2:11.25	2:44.40	3:17.74	3:50.69	4:23.52
2	Hall, Kailyn	14	Aberdeen Per	4:35.40	30.92	1:03.99	1:38.93	2:13.97	2:49.96	3:25.33	4:01.07	4:35.40
3	McMillan, Elle	15	St Thomas	4:42.24	32.20	1:06.49	1:41.63	2:16.94	2:52.99	3:29.11	4:05.88	4:42.24
4	Bain, Alicea	15	Aberdeen Per	4:44.30	31.75	1:06.98	1:42.39	2:18.61	2:54.22	3:30.96	4:07.40	4:44.30
5	Wright, Annabelle	15	Alford Otter	4:51.00	32.89	1:09.07	1:45.73	2:23.33	3:00.63	3:38.54	4:15.57	4:51.00
6	Shaw, Toni	14	Aberdeen Per	4:53.07	34.57	1:11.07	1:47.49	2:24.81	3:01.94	3:39.43	4:16.85	4:53.07
7	Endregaard, Emma B	14	MadlaSK	4:54.83	33.08	1:10.44	1:46.88	2:24.69	3:01.48	3:39.34	4:17.86	4:54.83
8	Slessor, Anya	14	Aberdeen Per	4:57.79	31.56	1:06.70	1:45.01	2:23.53	3:02.93	3:41.35	4:20.25	4:57.79
9	Sutherland, Elle	15	Westhill	4:59.96	33.70	1:11.17	1:49.56	2:28.06	3:06.48	3:44.63	4:22.72	4:59.96
10	Boddie, Catherine	14	Garioch	5:01.01	33.36	1:11.55	1:49.78	2:28.00	3:06.50	3:45.53	4:24.01	5:01.01
11	Åsheim, Oda	15	Bryne SK	5:04.13	34.44	1:12.39	1:50.90	2:30.01	3:08.97	3:47.83	4:26.19	5:04.13
12	McGee, Erin P	14	Co Glasgow	5:04.27	33.52	1:10.37	1:49.05	2:28.02	3:07.15	3:46.35	4:25.77	5:04.27
13	Wisely, Daisy	15	Highland	5:05.63	34.15	1:12.54	1:51.71	2:30.89	3:11.84	3:50.06	4:28.34	5:05.63
14	Rattray, Beth	14	Aberdeen Per	5:06.94	34.15	1:13.02	1:51.89	2:31.39	3:10.44	3:49.88	4:28.69	5:06.94
15	McEwen, Emily	14	Warrender Ba	5:13.88	34.43	1:14.36	1:55.57	2:36.76	3:17.11	3:56.89	4:36.48	5:13.88

Event 108 Girls 16 & Over 400 Metre Freestyle

Name	Age	Club	Time	50	100	150	200	250	300	350	400	
1	Miley, Hannah L	28	Aberdeen Per	4:21.23	30.94	1:04.47	1:37.95	2:11.21	2:44.17	3:17.10	3:49.71	4:21.23
2	Alcaras, Alice	17	Aberdeen Per	4:26.53	31.29	1:04.69	1:38.93	2:12.54	2:46.25	3:19.94	3:53.77	4:26.53
3	Storstein, Maria	17	KSK	4:27.40	31.62	1:04.85	1:38.53	2:12.33	2:46.37	3:20.05	3:54.34	4:27.40
4	Adams, Orla L	23	Aberdeen Per	4:29.54	31.48	1:05.48	1:39.62	2:14.16	2:48.26	3:22.03	3:55.76	4:29.54
5	Reid, Rebecca	16	Aberdeen	4:32.78	31.30	1:05.71	1:40.27	2:15.04	2:49.60	3:24.60	3:59.34	4:32.78
6	Griffiths, Kirsty	16	Co Glasgow	4:39.99	31.94	1:07.09	1:42.62	2:17.98	2:53.34	3:28.94	4:04.73	4:39.99
7	MacKenzie, Katie L	17	Co Glasgow	4:40.93	31.60	1:06.39	1:42.22	2:18.03	2:54.01	3:30.05	4:06.32	4:40.93
8	Vestre, Christina	18	KSK	4:45.55	31.63	1:06.11	1:41.70	2:17.65	2:54.67	3:32.12	4:09.62	4:45.55
9	Stangeland, Ingeborg Muri	17	Bryne SK	4:46.98	33.38	1:09.13	1:45.54	2:22.01	2:58.66	3:35.21	4:11.99	4:46.98
10	Ostenstad, Emma	17	KSK	4:48.38	31.86	1:06.86	1:42.89	2:20.41	2:57.35	3:34.55	4:11.81	4:48.38



Event 201 Girls 11-13 200 Metre Breaststroke

Name	Age	Club	Time	50	100	150	200
1 Shanahan, Katie	13	Co Glasgow	2:43.21	37.49	1:18.41	2:00.88	2:43.21
2 Wade, Saskia	12	Co Glasgow	2:48.61	37.71	1:20.78	2:04.04	2:48.61
3 Bain, Sophie	12	Aberdeen Per	2:55.19	39.43	1:23.64	2:10.92	2:55.19
4 Johnston, Cara	13	Warrender Ba	2:56.34	40.40	1:27.12	2:11.57	2:56.34
5 Coia-Gamble, Kaitlin	13	Highland	2:56.66	40.68	1:26.59	2:14.41	2:56.66
6 Reeves, Martha	12	Menzieshill	2:57.35	39.73	1:25.43	2:12.76	2:57.35
7 Donald, Ines	12	Inverleith	2:57.90	39.71	1:26.03	2:13.01	2:57.90
8 Gussing, Cecilia Diane	13	Bryne SK	2:58.85	41.01	1:26.02	2:12.66	2:58.85
9 Taylor, Erin	12	Fins	3:00.06	41.88	1:26.92	2:15.33	3:00.06
10 Juskowiak, Sophie	12	Fins	3:02.00	41.35	1:28.68	2:16.23	3:02.00
11 Low, Milly	13	Aberdeen Per	3:02.41	42.79	1:28.71	2:16.21	3:02.41
12 Black, Rebecca	13	Warrender Ba	3:02.50	42.53	1:29.03	2:16.82	3:02.50
13 Murray, Jessica	13	Warrender Ba	3:03.59	40.00	1:27.50	2:17.02	3:03.59
14 Gow, Nula	12	Garioch	3:03.64	42.06	1:29.96	2:17.89	3:03.64
15 Lee, Esme	11	Fins	3:03.87	43.16	1:29.51	2:17.76	3:03.87
16 Glasgow, Aimee	13	Glenrothes	3:05.58	42.21	1:30.55	2:17.98	3:05.58
17 Clarke, Olivia	13	Dun City Aqu	3:07.17	43.16	1:30.38	2:19.58	3:07.17
18 Riach, Jessica	13	Broch	3:07.37	43.38	1:29.87	2:18.81	3:07.37
19 Armit, Holly	12	Fins	3:07.81	43.26	1:31.63	2:20.35	3:07.81
20 Taylor, Lauren	12	Co Glasgow	3:08.82	43.28	1:32.24	2:20.06	3:08.82
21 Winton, Gabriella	13	St Thomas	3:09.29	42.64	1:31.08	2:20.17	3:09.29
22 Cheyne, Amira	13	Garioch	3:09.43	42.83	1:31.09	2:20.13	3:09.43
23 Bryce, Cara	12	Inverleith	3:09.73	43.64	1:33.29	2:22.57	3:09.73
24 Reece, Laura L	12	Aberdeen Dol	3:11.44	42.90	1:33.16	2:22.08	3:11.44
25 Gillespie, Ceri	12	Garioch	3:11.61	42.44	1:29.85	2:20.95	3:11.61
26 McDonald, Lucy	13	Inverleith	3:14.48	43.56	1:33.57	2:24.16	3:14.48
27 Taylor, Jennifer	13	Aberdeen	3:15.91	45.60	1:36.69	2:29.52	3:15.91
28 Inglis, Jennifer	13	Co Glasgow	3:16.11	44.17	1:35.20	2:25.68	3:16.11
29 Gault, Eilidh	12	Ythan	3:17.96	45.63	1:38.02	2:28.48	3:17.96
30 Fenemore, Zara	13	StirlingSwim	3:18.14	44.32	1:35.51	2:26.32	3:18.14
31 Bristo, Amy	13	Aberdeen Per	3:18.40	44.71	1:35.65	2:26.09	3:18.40
32 Ligtendag, Faye	12	Stonehaven	3:18.83	45.44	1:37.87	2:28.57	3:18.83
33 Hale, Sasha	12	Inverleith	3:19.39	46.81	1:36.56	2:28.93	3:19.39
34 Bruce, Natalie	12	Broch	3:19.61	46.40	1:38.14	2:29.74	3:19.61
35 Johnston, Lilly	12	Elgin	3:19.74	46.21	1:37.16	2:29.43	3:19.74
36 Ligtendag, Gemma	12	Stonehaven	3:20.86	46.60	1:37.91	2:30.97	3:20.86
37 Mackenzie, Johanna	12	Garioch	3:21.03	46.42	1:37.71	2:30.87	3:21.03
38 Watt, Madeleine	13	Stonehaven	3:21.15	45.16	1:36.51	2:29.64	3:21.15
39 Staal, Hannah	12	Cupar	3:23.32	46.68	1:39.89	2:32.00	3:23.32
40 Wood, Amelia	12	Alford Otter	3:24.74	42.67	1:37.02	2:30.33	3:24.74
41 Cheshire, Maya	11	Elgin	3:29.25	43.62	1:39.09	2:33.64	3:29.25
42 Allan, Laura	13	Garioch	3:30.49	46.72	1:41.01	2:35.40	3:30.49
43 Bromham, Megan	12	Highland	3:31.63	46.69	1:41.51	2:36.97	3:31.63
44 Watson, Maisie	12	Cupar	3:32.04	48.74	1:42.71	2:37.30	3:32.04

Event 201 Girls 14-15 200 Metre Breaststroke

Name	Age	Club	Time	50	100	150	200
1 Alcaras, Gaia	15	Aberdeen Per	2:46.49	39.07	1:21.73	2:04.20	2:46.49
2 Nilsen, Mari	14	Haugesund	2:47.95	39.17	1:21.26	2:05.54	2:47.95
3 McPartland, Emma	14	Perth City	2:52.11	38.54	1:22.48	2:06.76	2:52.11
4 Bowie, Rhona M	15	Aberdeen Dol	2:53.47	37.77	1:21.87	2:07.05	2:53.47
5 Hall, Kailyn	14	Aberdeen Per	2:54.30	39.03	1:23.90	2:09.34	2:54.30
6 Ali, Yasmin	14	Warrender Ba	2:56.20	39.81	1:25.75	2:11.10	2:56.20
7 Murray, Elaine	15	Broch	2:56.57	41.24	1:27.72	2:13.34	2:56.57
8 Officer, Georgia	14	Elgin	2:59.58	41.17	1:27.57	2:14.42	2:59.58



9	Wetherell, Lauren	15	Co Glasgow	2:59.83	41.49	1:27.16	2:13.40	2:59.83
10	Wisely, Daisy	15	Highland	3:00.19	40.54	1:27.72	2:15.38	3:00.19
11	Ivens, Rebecca	15	Warrender Ba	3:01.02	41.39	1:27.57	2:14.38	3:01.02
12	Gray, Kate	15	Inverleith	3:03.65	40.46	1:28.13	2:15.85	3:03.65
13	Belotti, Kiana	14	Warrender Ba	3:06.74	43.57	1:31.96	2:19.77	3:06.74
14	Macdougall, Ellie Kate	14	Highland	3:10.85	44.28	1:33.62	2:23.03	3:10.85
15	Ratray, Beth	14	Aberdeen Per	3:12.44	44.31	1:33.55	2:24.56	3:12.44
16	Boddie, Catherine	14	Garioch	3:12.65	43.10	1:32.68	2:22.87	3:12.65
17	Lamont, Megan	14	Aberdeen Per	3:14.04	43.51	1:34.26	2:24.20	3:14.04
18	McEwen, Emily	14	Warrender Ba	3:17.06	45.47	1:35.21	2:26.50	3:17.06

Event 201 Girls 16 & Over 200 Metre Breaststroke

Name	Age	Club	Time	50	100	150	200	
1	Miley, Hannah L	28	Aberdeen Per	2:35.12	36.43	1:15.42	1:55.96	2:35.12
2	Chittleburgh, Emma	19	Aberdeen Per	2:40.95	36.94	1:17.68	1:59.79	2:40.95
3	MacKenzie, Katie L	17	Co Glasgow	2:43.54	36.80	1:18.41	2:01.64	2:43.54
4	Storm, Jennifer	16	Aberdeen Per	2:49.70	37.43	1:20.46	2:04.62	2:49.70
5	McKay, Aimee	17	Highland	2:59.02	38.93	1:25.10	2:11.76	2:59.02
6	Magnussen, Kristin Nygård	16	Bryne SK	3:00.20	38.67	1:23.38	2:10.47	3:00.20
7	Anderson, Devan	17	Aberdeen Per	3:01.31	39.10	1:25.25	2:12.37	3:01.31
8	Woolley, Rachael Louise	17	Aberdeen	3:07.73	41.86	1:29.14	2:18.92	3:07.73

Event 202 Boys 11-13 200 Metre Butterfly

Name	Age	Club	Time	50	100	150	200	
1	Taylor, Sam	13	Aberdeen Per	2:33.52	34.02	1:12.92	1:53.77	2:33.52
2	Taylor, Jon	13	Aberdeen Per	2:36.64	33.94	1:12.41	1:54.58	2:36.64
3	Brechenser, Kieran M	13	Aberdeen Dol	2:38.91	34.17	1:14.76	1:55.80	2:38.91
4	Bremner, Finn	13	Warrender Ba	2:44.35	34.34	1:16.28	2:01.77	2:44.35
5	Campbell, Nathan	13	StirlingSwim	2:49.70	35.14	1:16.70	2:04.00	2:49.70
6	Robertson, Tom A	12	Aberdeen Dol	2:53.18	37.36	1:22.89	2:08.70	2:53.18
7	Mitchell, Kyle	11	Garioch	2:57.56	38.93	1:26.63	2:12.58	2:57.56
8	Broadley, Ryan	12	Broch	2:59.74	38.60	1:24.89	2:12.26	2:59.74
9	Currie, Sam	13	Perth City	3:06.85	37.33	1:26.04	2:18.19	3:06.85
10	Tetlow, Fraser	11	Garioch	3:08.78	40.49	1:29.09	2:20.37	3:08.78
11	Coull, James C	13	Westhill	3:09.60	36.51	1:21.87	2:13.73	3:09.60
12	Drainer, Joshua	11	Inverleith	3:29.69	38.95	1:34.53	2:34.97	3:29.69

Event 202 Boys 14-15 200 Metre Butterfly

Name	Age	Club	Time	50	100	150	200	
1	Jøntvedt, Jon	14	Bryne SK	2:17.81	29.62	1:04.62	1:41.56	2:17.81
2	Cousins, Finley	15	Aberdeen Per	2:27.78	30.89	1:08.10	1:48.49	2:27.78
3	Brown, Ethan	14	St Thomas	2:28.13	32.02	1:10.21	1:48.42	2:28.13
4	Macmillan, Calum A	15	Westhill	2:28.40	32.12	1:09.74	1:48.45	2:28.40
5	Peterson, Alasdair	14	Warrender Ba	2:36.13	32.79	1:11.24	1:52.22	2:36.13
6	Shoghl, Fabian	15	MadlaSK	2:36.32	32.31	1:10.28	1:52.05	2:36.32
7	Strachan, Ross	14	Aberdeen Per	2:36.92	34.37	1:14.62	1:56.75	2:36.92
8	Lumsden, Kerr	14	Monifieth	2:37.26	32.58	1:13.17	1:55.23	2:37.26
9	Heard, Finn	15	Banchory	2:40.79	32.02	1:12.18	1:57.35	2:40.79
10	Stewart, Finlay	14	Warrender Ba	2:42.11	33.16	1:14.08	1:56.78	2:42.11
11	Sharpe, Cameron	14	Aberdeen Per	2:45.51	35.62	1:17.59	2:02.42	2:45.51
12	Scott, Finlay	14	Warrender Ba	2:55.89	35.63	1:19.17	2:06.69	2:55.89
13	Smith, Lewis	14	Aberdeen Per	2:56.85	35.10	1:18.01	2:05.96	2:56.85
14	Robertson, Euan	14	Westhill	2:58.09	34.09	1:15.32	2:04.30	2:58.09



Event 202 Boys 16 & Over 200 Metre Butterfly

Name	Age	Club	Time	50	100	150	200
1 Beeley, Tom	18	Aberdeen Per	2:06.27	27.79	59.74	1:33.27	2:06.27
2 Balfour, Thomas	17	Co Glasgow	2:13.58	29.97	1:04.10	1:39.15	2:13.58
3 Stowe, Arran	19	Fins	2:26.32	30.66	1:06.48	1:45.27	2:26.32
4 Lovie, Iain	16	Broch	2:28.87	30.69	1:08.51	1:48.62	2:28.87

Event 203 Girls 11-13 50 Metre Backstroke

Name	Age	Club	Time	Name	Age	Club	Time
1 Shanahan, Katie	13	Co Glasgow	31.27	*34 Campbell, Katy A	12	Aberdeen Dol	37.41
2 McQueenie, Elise	13	Co Glasgow	31.82	*34 McDonald, Lucy	13	Inverleith	37.41
3 McMillan, Jacqueline	13	Glenrothes	32.62	36 Bristo, Amy	13	Aberdeen Per	37.49
4 Murray, Laura	13	StirlingSwim	32.85	37 Cassidy, Kate	13	Aberdeen Per	37.51
5 Reeves, Martha	12	Menziesshill	33.24	38 Goodbrand, Alyssa	11	Ythan	37.56
6 Yule, Isla	13	Banchory	33.53	39 Wood, Amelia	12	Alford Otter	37.91
7 Geddes, Kate E	13	Aberdeen Dol	33.69	40 Calder, Lisa-Marie	12	Broch	37.98
8 Sandvold, Inger	13	MadlaSK	33.87	*41 Riach, Jessica C	13	Ythan	38.24
9 Armstrong, Abbie	12	Dun City Aqu	34.30	*41 Beaton, Jessica	11	Aberdeen	38.24
10 Farrands, Kirsty	13	Alford Otter	34.55	43 Whelan Duenas, Fabiana	12	Garioch	38.25
11 Lee, Esme	11		34.72	44 Krawiec, Kaja	12	KSK	38.32
12 Clarke, Lucy	13	Monifieth	35.00	45 Fraser, Amy	13	Ythan	38.38
13 Hill, Sarah E	11	Aberdeen Dol	35.01	46 Gow, Nula	12	Garioch	38.40
14 Cockburn, Anna	13	Co Glasgow	35.33	47 Watt, Madeleine	13	Stonehaven	38.41
15 Perry, Sienna	13	Aberdeen Per	35.43	48 Reece, Laura L	12	Aberdeen Dol	38.91
16 Low, Milly	13	Aberdeen Per	35.46	49 Gourlay, Erin	13	Co Glasgow	38.95
17 Gillespie, Ceri	12	Garioch	35.48	50 Adair, Sophie	12	Stonehaven	39.06
18 Bain, Sophie	12	Aberdeen Per	35.56	51 Ligtendag, Faye	12	Stonehaven	39.50
19 Cheyne, Amira	13	Garioch	35.57	52 Clarke, Olivia	13	Dun City Aqu	39.71
20 Blair, Liberty	13	StirlingSwim	35.63	53 Mackenzie, Johanna	12	Garioch	39.74
21 Henderson, Rhianna	12	Fins	35.91	54 Ligtendag, Gemma	12	Stonehaven	39.81
22 Alexander, Lucy	13	Aberdeen Per	36.06	*55 Garden, Isla	11	Garioch	39.82
23 Cockburn, Katherine	13	Warrender Ba	36.12	*55 Staal, Hannah	12	Cupar	39.82
24 Ross, Hannah E	13	Westhill	36.16	57 Allan, Laura	13	Garioch	39.90
25 Coia-Gamble, Kaitlin	13	Highland	36.25	58 MacLeod, Olivia	12	Highland	39.95
26 Reynard, Maya L	13	Aberdeen Dol	36.63	59 Bruce, Natalie	12	Broch	40.06
27 Glennie, Isla	13	Alford Otter	36.66	60 Murray, Jessica	13	Warrender Ba	40.09
28 Mason, Olivia	13	Warrender Ba	36.67	61 Darroch, Rianna	12	Highland	40.22
29 Cathro, Finlay	12	Glenrothes	36.92	62 Bathgate, Sophie R	12	Highland	40.76
30 Black, Rebecca	13	Warrender Ba	37.18	63 Spedding, Molly	12	Aberdeen Dol	41.26
31 Taylor, Erin	12	Fins	37.19	64 Durringer, Laura A	12	Aberdeen Dol	41.28
32 Nairn, Jessica	13	Elgin	37.20	65 Ogedengbe, Simi	12	Aberdeen	43.19
33 Methven, Ruby	12	Dun City Aqu	37.30				

Event 203 Girls 14-15 50 Metre Backstroke

Name	Age	Club	Time	Name	Age	Club	Time
1 Murray, Elaine	15	Broch	31.66	*13 Reid, Anna	15	Highland	34.20
2 Dodds, Caitlyn	15	Fins	31.78	*13 Sutherland, Elle	15	Westhill	34.20
3 MacDonald, Mairi	14	Aberdeen Per	32.62	15 Reith, Annabel	15	Stonehaven	34.42
4 Shand, Holly J	14	Elgin	32.77	16 Belotti, Kiana	14	Warrender Ba	34.49
5 Beattie, Louise	14	Highland	32.88	17 O'Connor, Erin	14	Fins	34.58
6 Wood, Maree	15	Highland	32.91	18 Kane, Francesca	15	Warrender Ba	34.60
7 Kjellsen, Karianne A	14	MadlaSK	33.21	19 MacDougall, Charlie	15	Aberdeen Per	34.66
8 Kellas, Ailsa	14	Glenrothes	33.22	20 Morland, Scarlett	14	Highland	34.82
9 Sutherland, Catriona	14	Elgin	33.35	*21 Riach, Emily	15	Ythan	34.98
10 Willumsen, Marthe C	15	MadlaSK	33.61	*21 Newlands, Georgie	15	Elgin	34.98
11 Fishenden, Emma	15	Highland	33.78	23 Leonard, Eve	14	Elgin	35.76
12 Rosie, Caitlin	14	Stonehaven	33.91	24 Dolenc Luznar, Neza	14	Fins	35.80



25	Blance, Jean	14	Orkney	35.86	29	Boddie, Catherine	14	Garioch	36.66
26	Mackay, Eilidh	14	Highland	35.89	30	Lumsden, Ruby	14	Banchory	37.18
27	Williamson, Charlotte	14	Cupar	36.11	31	McEwen, Emily	14	Warrender Ba	37.41
28	Åsheim, Oda	15	Bryne SK	36.58					

Event 203 Girls 16 & Over 50 Metre Backstroke

Name	Age	Club	Time	Name	Age	Club	Time
1 McIntosh, Caroline	18	Aberdeen Per	29.98	7 Storm, Jennifer	16	Aberdeen Per	33.30
2 Scobie, Emma	20	Kirkintilloch	30.94	8 Croll, Lily I	16	Upper Deesid	33.48
3 Adams, Orla L	23	Aberdeen Per	31.62	9 Johnston, Grace	16	Aberdeen Per	33.55
4 Fraser, Sarah	16	Aberdeen Per	31.94	10 Strang, Stephanie	19	Fins	33.63
5 Leifsen, Ingrid	16	Haugesund	32.60	11 McIntosh, Kelly	28	Silver City	34.35
6 Vestre, Christina	18	KSK	33.24	12 McLean, Erin	16	Aberdeen Per	34.63

Event 204 Boys 11-13 50 Metre Freestyle

Name	Age	Club	Time	Name	Age	Club	Time
1 Anderson, Tony	13	Co Glasgow	26.32	40 Robertson, Tom A	12	Aberdeen Dol	31.58
2 McGregor, Jamie	13	Perth City	27.44	41 Henry, Chester	13	Highland	31.64
3 Liversedge, Corey	13	Upper Deesid	27.84	42 Komar, William	13	Aberdeen	31.68
4 Mackinnon, Alex	13	Co Glasgow	28.15	43 McMillan, Matthew	11	Glenrothes	31.98
5 Sutherland, Lewis G	13	Highland	28.35	44 Lennox, Kieran	11	Aberdeen Per	32.02
6 Harley, Harris	13	St Thomas	28.82	45 Malcolm, Kai	13	Highland	32.12
7 Taylor, Jon	13	Aberdeen Per	29.04	46 Cairney, Calum	13	Ythan	32.13
8 Rose, Calum	13	Warrender Ba	29.36	47 Baillie, Alasdair	12	StirlingSwim	32.23
9 Taylor, Sam	13	Aberdeen Per	29.49	48 MacDonald, Calvin	11	Aberdeen Per	32.42
10 Macmillan, Philip J	13	Westhill	29.52	49 Walker, Clark D	13	Aberdeen Dol	32.43
11 Fuller, Freddie	13	Warrender Ba	29.54	50 Wood, Jacob	12	Elgin	32.56
12 Christie, Thomas G	13	Westhill	29.65	51 Gilmurray, Aaron	12	Dun City Aqu	33.09
13 King, Ryan	13	Glenrothes	29.69	52 Fontaine, Soren	12	Aberdeen	33.15
14 Brechenser, Kieran M	13	Aberdeen Dol	29.72	53 Burr, Layton	12	Garioch	33.33
15 Ward, Logan J	13	Aberdeen Dol	29.78	54 Macleod, Rory	12	Dun City Aqu	33.34
16 Fraser, James	13	Aberdeen Per	29.81	55 Sutherland, Charlie R	12	Highland	33.40
17 Stewart, Connor	12	StirlingSwim	29.84	56 Broadley, Ryan	12	Broch	33.44
18 Kirkpatrick, Daniel	13	Orkney	30.04	57 Macfarlane, Craig	12	Cupar	33.61
19 Holm, Eskil	13	KSK	30.08	58 Watt, James	12	Aberdeen Per	33.79
20 Donald, Ethan	13	Westhill	30.12	59 Milner, Joseph	12	Aberdeen Dol	33.92
21 Froyland-Jensen, Amund	12	KSK	30.13	60 Drainer, Sam	13	Inverleith	33.98
22 Gibson, Jake	12	Broch	30.34	61 Sudjic, Murray	11	Cupar	34.08
23 Clubb, Finlay M	12	Aberdeen Dol	30.38	62 Jovcic, Aleksandar	12	Aberdeen	34.15
24 Campbell, Nathan	13	StirlingSwim	30.47	63 Tetlow, Fraser	11	Garioch	34.24
25 Bryan, Sam	13	Highland	30.48	64 Drainer, Joshua	11	Inverleith	34.36
26 Simpson, Owen	13	Aberdeen Per	30.56	65 Hall, Greg	11	Aberdeen Per	34.42
27 Arthur, Cameron	12	Aberdeen	30.63	66 Smyth, David	12	Glenrothes	34.63
28 Janavicius, Deimantas	12	Broch	30.69	67 Yuda, Noah	11	Stonehaven	34.67
*29 Brown, Lucas	12	Elgin	30.75	68 Mitchell, Kyle	11	Garioch	34.72
*29 Smyth, Scott	13	Glenrothes	30.75	69 Chirnside, Isaac	12	Garioch	34.82
31 Younger, Adam	12	Glenrothes	30.80	70 Hayes, Ciaran	12	Aberdeen	34.90
32 Dickson, Murray	11	StirlingSwim	30.93	71 Hall, Daniel	11	Aberdeen Per	35.03
33 Instebo, Johan	13	KSK	31.06	72 Rattray, Ryan	12	Aberdeen Per	35.09
34 Currie, Sam	13	Perth City	31.13	73 Urquhart, Bailey	12	Highland	35.11
35 Pitblado, Ross	13	Glenrothes	31.17	74 Gilchrist, Liam	12	Aberdeen	35.15
36 MacFarlane, Struan	13	StirlingSwim	31.18	75 Ward, Logan	12	Glenrothes	35.57
37 Dick, Matthew	13	Aberdeen Dol	31.39	76 Ward, Irvine J	11	Aberdeen Dol	36.11
38 Dines, Brodie	13	Aberdeen Per	31.42	77 Thomson, Calum	12	Aberdeen	36.58
39 Clark, Alex	12	Garioch	31.43				



Event 204 Boys 14-15 50 Metre Freestyle

Name	Age	Club	Time	Name	Age	Club	Time
1 Gronfur, Aleksander	15	KSK	25.72	26 Dickson, Bruce	15	StirlingSwim	28.17
2 Miskiewicz, Dariusz	15	Elgin	25.79	27 Mitchell, Joshua	15	Unattached	28.19
3 Travis, Cameron	14	Aberdeen Per	26.35	28 Bittle, Matthew	14	Perth City	28.24
4 Lawlor, Louis	15	Co Glasgow	26.42	29 Milner, Nicholas	14	Aberdeen Dol	28.26
5 Allison, Angus	15	Inverleith	26.49	30 Laditi, Emmanuel	14	Highland	28.27
6 Brown, Calvin	14	Elgin	26.68	31 Henry, Angus	15	Highland	28.35
7 Shoghl, Fabian	15	MadlaSK	26.83	32 Pickering, Louis	14	Thurso	28.44
8 Coueslant, Archie C	15	Aberdeen Dol	26.86	33 Strang, Michael	14	Fins	28.47
9 Goad, Oliver	15	Cupar	27.08	34 Askari, Fahmad	14	Highland	28.48
10 Weir, Lucas	15	Highland	27.14	35 Robb, James	14	Warrender Ba	28.71
11 Johnson, Ross	15	Banchory	27.45	36 Stewart, Finlay	14	Warrender Ba	28.82
12 Hale, Felix	14	Inverleith	27.47	37 Bore, Emil Bjørnsen	15	Bryne SK	28.84
13 Goodfellow, Theo	15	Fins	27.48	38 Doherty, Jay	15	Dun City Aqu	29.08
14 Hepworth, Elliott	15	Aberdeen Per	27.63	39 Nicol, Callum	14	Aberdeen Per	29.13
15 Heard, Finn	15	Banchory	27.67	40 Lewis, Ben	14	Fins	29.17
16 Scott, Finlay	14	Warrender Ba	27.81	41 Taylor, Callum S	14	Broch	29.20
17 Currie, Euan	14	Ythan	27.83	42 Smith, Lewis	14	Aberdeen Per	29.49
18 Brown, Matthew	14	Aberdeen Per	27.85	43 Strachan, Ross	14	Aberdeen Per	29.51
19 Brown, Ethan	14	St Thomas	27.86	44 Sorensen, Archie	14	Warrender Ba	29.69
20 Westre, Orjan	14	KSK	27.91	45 Baillie, Findlay	15	Cupar	29.98
21 Macmillan, Calum A	15	Westhill	27.96	46 Spalding, Matthew	14	Menzieshill	30.28
*22 Wallace, Finlay	14	St Thomas	27.98	47 Quantrill, Jamie	14	Alford Otter	30.32
*22 Chittleburgh, Samuel	15	Warrender Ba	27.98	48 Sutherland, Ethan	14	Westhill	30.41
24 Duncan, Ryan	14	St Thomas	28.05	49 Stewart, Douglas	14	Upper Deesid	30.59
25 Stewart, Darryl	14	Aberdeen Per	28.13	50 Strasdin, Thomas	14	Elgin	30.71

Event 204 Boys 16 & Over 50 Metre Freestyle

Name	Age	Club	Time	Name	Age	Club	Time
1 Watson, Eddie A	21	Aberdeen Dol	23.40	20 Samuelsen, Kristoffer	18	KSK	26.26
2 Stacey, Harry	18	Aberdeen Per	24.41	21 Dickson, Craig	16	Elgin	26.48
3 Nicol, Angus	16	Co Glasgow	24.74	22 McMillan, Innes	17	Aberdeen Dol	26.56
4 Wright, John S	20	Aberdeen Per	24.80	23 Hall, Zack S	17	Aberdeen Per	26.75
5 Beeley, Tom	18	Aberdeen Per	25.19	24 Baggott, Sam J	17	Halesowen	26.85
6 MacDougall, Scott	23	Aberdeen Dol	25.33	*25 Skakle, Angus	17	Inverleith	27.19
7 Eason, Jamie	20	Aberdeen Per	25.53	*25 Gumbrell, Euan	16	Co Glasgow	27.19
8 Betout, Youssef	18	Co Glasgow	25.60	27 Sutherland, Finlay	16	Highland	27.26
9 Watson, Charlie K	23	Aberdeen Dol	25.69	28 Gatton, Andrew	16	Highland	27.29
10 Pate, Kyle	18	Fins	25.79	29 Walters, Tielo	16	Dun City Aqu	27.32
11 Robertson, Ryan	16	Co Glasgow	25.85	30 Munkejord, Stian	16	KSK	27.40
12 Ferguson, Chris J	36	Silver City	25.94	31 Spalding, Kieran	19	Menzieshill	27.53
13 Miley, Joseph P	20	Aberdeen Per	25.98	32 Lewis, Sam	16	Fins	27.55
14 McGraw, Nathan	16	Co Glasgow	26.11	33 Smedley, Greg	32	Silver City	27.73
15 Hagan, Max	17	Co Glasgow	26.14	34 Morrison, Conner	20	Aberdeen Per	28.18
*16 Lovie, Iain	16	Broch	26.15	35 Brooks, Jonathon R	16	Aberdeen Dol	28.30
*16 Clements, Michael J	26	Aberdeen Dol	26.15	36 Bremner, Daniel J	18	Aberdeen Dol	29.29
18 Hokling, Håvard	16	MadlaSK	26.18	--- Conaghan, Jake	16	Co Glasgow	DQ
19 Houette, Louis	17	Aberdeen Dol	26.21				


Event 205 Girls 11-13 100 Metre Freestyle

Name	Age	Club	Time	50	100
1 McQueenie, Elise	13	Co Glasgow	1:01.88	30.01	1:01.88
2 Wade, Saskia	12	Co Glasgow	1:01.96	29.90	1:01.96
3 Hay, Katie	13	Highland	1:03.61	31.08	1:03.61
4 Yule, Isla	13	Banchory	1:03.91	30.40	1:03.91
5 McMillan, Jacqueline	13	Glenrothes	1:04.03	30.92	1:04.03
6 Gussing, Cecilia Diane	13	Bryne SK	1:04.29	31.11	1:04.29
7 Mason, Olivia	13	Warrender Ba	1:04.37	31.06	1:04.37
8 Murray, Laura	13	StirlingSwim	1:05.37	31.42	1:05.37
9 Bailey, Katherine	13	Perth City	1:06.23	32.31	1:06.23
10 Glasgow, Aimee	13	Glenrothes	1:06.62	31.92	1:06.62
11 Schulz, Jessica	13	Highland	1:06.78	33.08	1:06.78
12 Perry, Sienna	13	Aberdeen Per	1:07.18	32.26	1:07.18
13 Yuda, Faith	13	Stonehaven	1:07.33	32.40	1:07.33
14 Black, Rebecca	13	Warrender Ba	1:07.71	32.67	1:07.71
15 Geddes, Kate E	13	Aberdeen Dol	1:07.85	33.19	1:07.85
16 Ross, Hannah E	13	Westhill	1:08.10	32.83	1:08.10
17 Krawiec, Kaja	12	KSK	1:08.36	33.09	1:08.36
18 Bristo, Amy	13	Aberdeen Per	1:08.62	33.48	1:08.62
19 Donald, Ines	12	Inverleith	1:08.69	33.31	1:08.69
20 Cockburn, Anna	13	Co Glasgow	1:08.87	33.21	1:08.87
21 McDonald, Lucy	13	Inverleith	1:09.15	32.67	1:09.15
22 Low, Milly	13	Aberdeen Per	1:09.42	33.91	1:09.42
23 Blair, Liberty	13	StirlingSwim	1:09.49	33.85	1:09.49
24 Menzies, Isla	13	Huntly	1:09.53	33.30	1:09.53
25 Reynard, Maya L	13	Aberdeen Dol	1:09.63	32.61	1:09.63
26 Beattie, Elise	13	Upper Deesid	1:09.74	33.08	1:09.74
27 Clarke, Lucy	13	Monifieth	1:09.84	33.36	1:09.84
28 Reece, Laura L	12	Aberdeen Dol	1:10.01	33.74	1:10.01
29 Nairn, Jessica	13	Elgin	1:10.12	34.44	1:10.12
30 Gourlay, Erin	13	Co Glasgow	1:10.13	33.83	1:10.13
31 Bain, Sophie	12	Aberdeen Per	1:10.14	33.32	1:10.14
32 Osterhus, Kristina	13	KSK	1:10.18	33.60	1:10.18
33 Taylor, Lauren	12	Co Glasgow	1:10.20	33.86	1:10.20
34 Lee, Esme	11	Fins	1:10.41	33.68	1:10.41
35 Cockburn, Katherine	13	Warrender Ba	1:10.42	33.68	1:10.42
36 Juskowiak, Sophie	12	Fins	1:10.59	34.07	1:10.59
37 Mackenzie, Johanna	12	Garioch	1:10.75	34.32	1:10.75
38 Campbell, Katy A	12	Aberdeen Dol	1:10.89	34.53	1:10.89
39 Cheyne, Amira	13	Garioch	1:11.49	34.84	1:11.49
40 Cassidy, Kate	13	Aberdeen Per	1:11.68	34.83	1:11.68
41 Baker, Jill L	13	Westhill	1:11.77	34.25	1:11.77
42 Farrands, Kirsty	13	Alford Otter	1:11.82	33.94	1:11.82
43 Bruce, Natalie	12	Broch	1:11.85	34.85	1:11.85
44 Gow, Nula	12	Garioch	1:12.06	34.55	1:12.06
45 Lamont, Jessica	13	Aberdeen	1:12.31	34.41	1:12.31
46 Ramsay, Jennifer	12	StirlingSwim	1:12.52	34.11	1:12.52
47 Armit, Holly	12	Fins	1:12.55	34.80	1:12.55
48 Henderson, Rhianna	12	Fins	1:12.57	34.54	1:12.57
49 Murray, Jessica	13	Warrender Ba	1:12.87	33.67	1:12.87
50 Johnston, Lilly	12	Elgin	1:12.91	34.79	1:12.91
51 Glennie, Isla	13	Alford Otter	1:13.11	34.60	1:13.11
52 Alexander, Lucy	13	Aberdeen Per	1:13.64	35.17	1:13.64
53 Inglis, Jennifer	13	Co Glasgow	1:13.67	35.10	1:13.67
54 MacLeod, Olivia	12	Highland	1:13.81	37.31	1:13.81
55 Cathro, Finlay	12	Glenrothes	1:13.84	36.07	1:13.84
56 Ligtendag, Faye	12	Stonehaven	1:14.15	35.71	1:14.15



57	Watson, Maisie	12	Cupar	1:14.42	36.74	1:14.42
58	Calder, Lisa-Marie	12	Broch	1:14.67	35.74	1:14.67
59	Staal, Hannah	12	Cupar	1:14.97	34.86	1:14.97
60	Watt, Madeleine	13	Stonehaven	1:15.12	36.13	1:15.12
61	Cheshire, Maya	11	Elgin	1:16.68	36.96	1:16.68
62	Ogedengbe, Simi	12	Aberdeen	1:17.33	36.58	1:17.33
---	Hill, Sarah E	11	Aberdeen Dol	DQ	36.31	DQ

Event 205 Girls 14-15 100 Metre Freestyle

Name	Age	Club	Time	50	100	
1	Wetherell, Lauren	15	Co Glasgow	1:00.97	29.59	1:00.97
2	Bain, Alicea	15	Aberdeen Per	1:01.22	29.76	1:01.22
3	Ogg, Nicole M	15	Aberdeen Dol	1:02.07	30.54	1:02.07
4	Dodds, Caitlyn	15	Fins	1:02.39	30.02	1:02.39
5	Willumsen, Marthe C	15	MadlaSK	1:02.72	29.80	1:02.72
6	Slessor, Anya	14	Aberdeen Per	1:02.89	30.19	1:02.89
7	Endregaard, Emma B	14	MadlaSK	1:02.99	30.35	1:02.99
8	Shulman, Rebecca	15	Warrender Ba	1:03.02	31.05	1:03.02
9	MacDonald, Mairi	14	Aberdeen Per	1:03.13	30.50	1:03.13
10	Vestre, Helene O	14	Haugesund	1:03.26	30.72	1:03.26
11	Beattie, Louise	14	Highland	1:03.87	30.69	1:03.87
12	Nilsen, Mari	14	Haugesund	1:04.21	30.60	1:04.21
13	McPartland, Emma	14	Perth City	1:04.82	31.45	1:04.82
14	Ivens, Rebecca	15	Warrender Ba	1:05.06	32.69	1:05.06
15	Kjellsen, Karianne A	14	MadlaSK	1:05.30	31.21	1:05.30
16	Sutherland, Catriona	14	Elgin	1:05.34	31.24	1:05.34
17	Kane, Francesca	15	Warrender Ba	1:05.46	31.41	1:05.46
18	MacDougall, Charlie	15	Aberdeen Per	1:05.47	31.06	1:05.47
19	Sutherland, Elle	15	Westhill	1:05.63	31.88	1:05.63
20	Rosie, Caitlin	14	Stonehaven	1:05.68	33.07	1:05.68
21	Carns, Jessica C	14	Aberdeen Dol	1:05.70	31.23	1:05.70
22	Murray, Elaine	15	Broch	1:05.90	31.78	1:05.90
23	Wood, Maree	15	Highland	1:05.94	31.01	1:05.94
24	O'Connor, Erin	14	Fins	1:06.37	31.45	1:06.37
25	Kennedy, Orla	15	Inverleith	1:06.56	31.93	1:06.56
26	Shand, Holly J	14	Elgin	1:06.83	32.29	1:06.83
27	Taylor, Megan L	14	Westhill	1:06.95	32.81	1:06.95
28	Officer, Georgia	14	Elgin	1:07.00	32.53	1:07.00
29	Reid, Anna	15	Highland	1:07.14	32.85	1:07.14
30	Reith, Annabel	15	Stonehaven	1:07.22	32.24	1:07.22
31	Belotti, Kiana	14	Warrender Ba	1:07.59	32.59	1:07.59
32	Kellas, Ailsa	14	Glenrothes	1:07.80	32.60	1:07.80
33	Blance, Jean	14	Orkney	1:08.04	33.15	1:08.04
34	Lumsden, Ruby	14	Banchory	1:08.39	32.39	1:08.39
35	Eriksson, Sasha	14	Upper Deesid	1:08.57	32.52	1:08.57
36	Ratray, Beth	14	Aberdeen Per	1:08.59	33.28	1:08.59
37	MacLeod, Rachel	14	Warrender Ba	1:08.69	33.84	1:08.69
38	Morland, Scarlett	14	Highland	1:09.06	32.40	1:09.06
39	Armstrong, Lily	14	Forres	1:09.11	33.14	1:09.11
40	Åsheim, Oda	15	Bryne SK	1:09.22	33.88	1:09.22
41	Ali, Yasmin	14	Warrender Ba	1:09.56	32.90	1:09.56
42	McEwen, Emily	14	Warrender Ba	1:12.43	34.47	1:12.43




Event 205 Girls 16 & Over 100 Metre Freestyle

Name	Age	Club	Time	50	100
1 Christie, Jessica	21	Westhill	58.64	28.42	58.64
2 Endregaard, Julie B	17	MadlaSK	59.41	28.88	59.41
3 Leifsen, Ingrid	16	Haugesund	59.50	28.86	59.50
4 Storstein, Maria	17	KSK	59.60	29.65	59.60
5 Onal, Gulsum	19	Co Glasgow	1:00.57	29.26	1:00.57
6 Adams, Orla L	23	Aberdeen Per	1:01.23	29.94	1:01.23
7 Paterson, Shannon	19	Aberdeen Per	1:01.67	29.77	1:01.67
8 Vestre, Christina	18	KSK	1:02.47	30.30	1:02.47
9 Ostenstad, Emma	17	KSK	1:03.46	30.61	1:03.46
10 Prosser, Fay	17	Forres	1:03.49	30.53	1:03.49
11 Strang, Stephanie	19	Fins	1:05.39	31.01	1:05.39
12 Magnussen, Kristin Nygård	16	Bryne SK	1:07.52	32.52	1:07.52
13 Stangeland, Ingeborg Muri	17	Bryne SK	1:07.65	32.43	1:07.65
14 Engvall, Thea	16	KSK	1:08.54	32.57	1:08.54

Event 206 Boys 11-13 100 Metre Breaststroke

Name	Age	Club	Time	50	100
1 Campbell, Leon	13	StirlingSwim	1:14.51	35.33	1:14.51
2 McGregor, Jamie	13	Perth City	1:19.00	37.24	1:19.00
3 King, Ryan	13	Glenrothes	1:20.64	38.70	1:20.64
4 Fraser, James	13	Aberdeen Per	1:20.98	39.01	1:20.98
5 Christie, Thomas G	13	Westhill	1:21.12	39.09	1:21.12
6 Brechenser, Kieran M	13	Aberdeen Dol	1:21.66	38.57	1:21.66
7 Bremner, Finn	13	Warrender Ba	1:22.20	38.96	1:22.20
8 Holm, Eskil	13	KSK	1:22.71	38.07	1:22.71
9 Harley, Harris	13	St Thomas	1:24.12	40.51	1:24.12
10 Taylor, Jon	13	Aberdeen Per	1:25.44	41.31	1:25.44
11 Lindsay, Callum	13	Glenrothes	1:26.31	40.69	1:26.31
12 Sutherland, Lewis G	13	Highland	1:26.56	41.26	1:26.56
13 McMillan, Matthew	11	Glenrothes	1:27.27	42.31	1:27.27
14 Smyth, Scott	13	Glenrothes	1:27.37	43.09	1:27.37
15 Fuller, Freddie	13	Warrender Ba	1:27.90	41.43	1:27.90
16 Ward, Logan J	13	Aberdeen Dol	1:28.07	40.42	1:28.07
17 Froyland-Jensen, Amund	12	KSK	1:28.78	41.41	1:28.78
18 Bryan, Sam	13	Highland	1:28.79	42.14	1:28.79
19 Komar, William	13	Aberdeen	1:29.06	41.69	1:29.06
*20 Fontaine, Soren	12	Aberdeen	1:30.16	42.85	1:30.16
*20 Gibson, Jake	12	Broch	1:30.16	43.43	1:30.16
22 Macmillan, Philip J	13	Westhill	1:30.22	43.38	1:30.22
23 Cairney, Calum	13	Ythan	1:30.55	42.71	1:30.55
*24 Arthur, Cameron	12	Aberdeen	1:31.63	43.54	1:31.63
*24 Henry, Chester	13	Highland	1:31.63	42.55	1:31.63
26 Skakle, Michael	12	Inverleith	1:31.85	43.12	1:31.85
27 Simpson, Owen	13	Aberdeen Per	1:31.97	44.80	1:31.97
28 Rose, Calum	13	Warrender Ba	1:32.20	42.97	1:32.20
29 Dines, Brodie	13	Aberdeen Per	1:32.90	44.53	1:32.90
30 MacDonald, Calvin	11	Aberdeen Per	1:33.71	44.19	1:33.71
31 Coull, James C	13	Westhill	1:33.78	43.84	1:33.78
32 Younger, Adam	12	Glenrothes	1:33.81	44.06	1:33.81
33 Clark, Alex	12	Garioch	1:34.29	44.85	1:34.29
34 Campbell, Andrew J	13	Thurso	1:35.45	45.48	1:35.45
35 Clubb, Finlay M	12	Aberdeen Dol	1:35.71	45.27	1:35.71
36 Janavicius, Deimantas	12	Broch	1:36.69	45.26	1:36.69
37 Robertson, Tom A	12	Aberdeen Dol	1:36.70	45.46	1:36.70
38 Donald, Ethan	13	Westhill	1:37.10	45.84	1:37.10



39	Jovicic, Aleksandar	12	Aberdeen	1:38.48	46.59	1:38.48
40	Hall, Daniel	11	Aberdeen Per	1:38.49	47.14	1:38.49
41	Sutherland, Charlie R	12	Highland	1:38.64	46.79	1:38.64
*42	Smyth, David	12	Glenrothes	1:38.66	47.14	1:38.66
*42	Broadley, Ryan	12	Broch	1:38.66	46.97	1:38.66
44	Gilmurray, Aaron	12	Dun City Aqu	1:38.81	48.26	1:38.81
45	Hayes, Ciaran	12	Aberdeen	1:38.83	47.58	1:38.83
46	Dick, Matthew	13	Aberdeen Dol	1:39.95	45.65	1:39.95
47	Tetlow, Fraser	11	Garioch	1:40.01	46.65	1:40.01
48	Ward, Logan	12	Glenrothes	1:40.37	48.36	1:40.37
49	Chirnside, Isaac	12	Garioch	1:41.92	48.98	1:41.92
50	Stewart, Alexander	12	Highland	1:42.02	48.89	1:42.02
51	Watt, James	12	Aberdeen Per	1:43.75	50.80	1:43.75
52	Mitchell, Kyle	11	Garioch	1:43.91	50.11	1:43.91
53	Milner, Joseph	12	Aberdeen Dol	1:43.94	49.14	1:43.94
54	Drainer, Joshua	11	Inverleith	1:44.19	49.60	1:44.19
55	Thomson, Calum	12	Aberdeen	1:44.72	49.63	1:44.72
56	Macleod, Rory	12	Dun City Aqu	1:47.87	50.58	1:47.87
57	Hall, Greg	11	Aberdeen Per	1:48.03	51.58	1:48.03

Event 206 Boys 14-15 100 Metre Breaststroke

Name	Age	Club	Time	50	100	
1	Goodfellow, Theo	15	Fins	1:10.39	33.44	1:10.39
2	Anfinnsen, Viktor	15	Bryne SK	1:10.58	33.17	1:10.58
3	Cousins, Finley	15	Aberdeen Per	1:12.81	34.25	1:12.81
4	Wallace, Finlay	14	St Thomas	1:14.08	34.88	1:14.08
5	Mitchell, Joshua	15	Unattached	1:16.27	35.42	1:16.27
6	Chittleburgh, Samuel	15	Warrender Ba	1:16.59	35.77	1:16.59
7	Weir, Lucas	15	Highland	1:17.39	36.06	1:17.39
8	Duncan, Ryan	14	St Thomas	1:19.24	37.87	1:19.24
9	Bittle, Matthew	14	Perth City	1:19.44	36.95	1:19.44
10	Ford, Mark	14	Co Glasgow	1:19.46	37.54	1:19.46
11	Sharpe, Cameron	14	Aberdeen Per	1:19.75	37.93	1:19.75
12	Dickson, Bruce	15	StirlingSwim	1:19.79	37.58	1:19.79
13	Milner, Nicholas	14	Aberdeen Dol	1:20.63	37.74	1:20.63
14	Brown, Calvin	14	Elgin	1:20.96	38.40	1:20.96
15	Doherty, Jay	15	Dun City Aqu	1:22.67	38.57	1:22.67
16	Stewart, Finlay	14	Warrender Ba	1:22.76	39.22	1:22.76
17	Quantrell, Jamie	14	Alford Otter	1:22.83	39.54	1:22.83
18	Smith, Lewis	14	Aberdeen Per	1:22.89	39.56	1:22.89
19	Currie, Euan	14	Ythan	1:23.13	38.90	1:23.13
20	Robertson, Euan	14	Westhill	1:23.33	38.49	1:23.33
21	Bore, Emil Bjørnsen	15	Bryne SK	1:23.41	40.42	1:23.41
22	Scott, Finlay	14	Warrender Ba	1:23.42	39.25	1:23.42
23	Brown, Matthew	14	Aberdeen Per	1:23.58	38.70	1:23.58
24	Askari, Fahmad	14	Highland	1:23.70	39.50	1:23.70
25	Peterson, Alasdair	14	Warrender Ba	1:24.25	39.86	1:24.25
26	Sutherland, Ethan	14	Westhill	1:24.57	39.86	1:24.57
27	Taylor, Callum S	14	Broch	1:25.36	39.18	1:25.36
28	Stewart, Douglas	14	Upper Deesid	1:26.46	41.10	1:26.46
29	Laditi, Emmanuel	14	Highland	1:27.02	40.39	1:27.02
30	Lumsden, Kerr	14	Monifieth	1:27.38	40.27	1:27.38
31	Stewart, Darryl	14	Aberdeen Per	1:27.82	41.30	1:27.82
32	Baillie, Findlay	15	Cupar	1:29.23	40.76	1:29.23
33	Heard, Finn	15	Banchory	1:29.42	41.25	1:29.42
34	Sorensen, Archie	14	Warrender Ba	1:29.91	42.41	1:29.91
35	Robb, James	14	Warrender Ba	1:36.42	44.65	1:36.42



Event 206 Boys 16 & Over 100 Metre Breaststroke

Name	Age	Club	Time	50	100
1 Campbell, Mark D	26	Aberdeen Dol	1:04.61	29.56	1:04.61
2 Muir, Cameron	19	Co Glasgow	1:07.34	32.35	1:07.34
3 Hagan, Max	17	Co Glasgow	1:07.69	32.07	1:07.69
4 Neally, Ross	18	Co Glasgow	1:08.51	33.00	1:08.51
5 Burns, Ross	19	Hamilton	1:08.98	32.22	1:08.98
6 MacDougall, Scott	23	Aberdeen Dol	1:09.46	32.21	1:09.46
7 Morrison, Conner	20	Aberdeen Per	1:10.01	32.58	1:10.01
8 Barnett, Gregor	17	Elgin	1:10.10	33.12	1:10.10
9 Duncan, Jacob	18	Highland	1:10.14	33.47	1:10.14
10 Lindsay, Ethan	16	Aberdeen Per	1:10.18	32.96	1:10.18
11 Stowe, Arran	19	Fins	1:10.53	33.43	1:10.53
12 Betout, Youssef	18	Co Glasgow	1:11.71	34.34	1:11.71
13 Pate, Kyle	18	Fins	1:12.02	34.00	1:12.02
14 Nicol, Angus	16	Co Glasgow	1:12.22	33.65	1:12.22
15 Eason, Jamie	20	Aberdeen Per	1:13.43	32.81	1:13.43
16 Roberts, Gavin	18	Co Glasgow	1:14.26	33.04	1:14.26
17 McGraw, Nathan	16	Co Glasgow	1:15.18	35.53	1:15.18
18 Gumbrell, Euan	16	Co Glasgow	1:16.16	35.09	1:16.16
19 Gatton, Andrew	16	Highland	1:17.43	36.75	1:17.43
20 McMillan, Innes	17	Aberdeen Dol	1:17.47	34.89	1:17.47
*21 Walters, Tielo	16	Dun City Aqu	1:18.39	36.87	1:18.39
*21 Lewis, Sam	16	Fins	1:18.39	37.36	1:18.39
23 Baggott, Sam J	17	Halesowen	1:18.72	37.10	1:18.72
24 Skakle, Angus	17	Inverleith	1:18.82	36.70	1:18.82
25 Munkejord, Stian	16	KSK	1:18.86	35.89	1:18.86
26 Sutherland, Finlay	16	Highland	1:18.90	37.34	1:18.90
27 Hall, Zack S	17	Aberdeen Per	1:19.34	37.54	1:19.34
28 Esson, Mitchell	16	Aberdeen Per	1:21.21	38.15	1:21.21

Event 207 Girls 11-13 400 Metre IM

Name	Age	Club	Time	50	100	150	200	250	300	350	400
1 Wade, Saskia	12	Co Glasgow	5:27.67	34.32	1:15.36	1:57.84	2:39.20	3:24.88	4:12.01	4:50.85	5:27.67
2 Sandvold, Inger	13	MadlaSK	5:28.14	34.25	1:13.41	1:54.86	2:35.87	3:22.93	4:10.49	4:50.31	5:28.14
3 Craig, Mairi	13	StirlingSwim	5:30.83	34.38	1:16.07	1:58.92	2:41.27	3:29.26	4:18.17	4:55.13	5:30.83
4 Coia-Gamble, Kaitlin	13	Highland	5:40.51	36.48	1:21.04	2:06.73	2:49.93	3:36.60	4:24.50	5:04.48	5:40.51
5 Mason, Olivia	13	Warrender Ba	5:41.03	35.64	1:20.82	2:03.89	2:46.88	3:37.15	4:28.01	5:04.93	5:41.03
6 Cheyne, Amira	13	Garioch	5:48.95	37.52	1:25.53	2:09.05	2:51.62	3:40.42	4:29.32	5:09.92	5:48.95
7 Gow, Nula	12	Garioch	5:52.19	38.19	1:23.71	2:10.41	2:57.36	3:45.04	4:35.14	5:14.16	5:52.19
8 Hay, Katie	13	Highland	5:52.56	34.12	1:18.48	2:08.88	2:55.79	3:45.79	4:38.45	5:16.85	5:52.56
9 Armstrong, Abbie	12	Dun City Aqu	5:56.69	36.10	1:22.56	2:07.25	2:50.24	3:42.20	4:33.72	5:15.97	5:56.69
10 Riach, Jessica	13	Broch	5:57.42	37.03	1:21.58	2:09.08	2:55.23	3:44.92	4:35.02	5:16.76	5:57.42
11 Cassidy, Kate	13	Aberdeen Per	6:00.11	36.70	1:19.40	2:07.26	2:53.94	3:47.43	4:40.64	5:21.33	6:00.11
12 Mackenzie, Johanna	12	Garioch	6:00.93	41.64	1:29.73	2:16.78	3:01.74	3:54.39	4:45.58	5:24.64	6:00.93
13 Taylor, Jennifer	13	Aberdeen	6:06.98	37.88	1:29.36	2:16.20	3:02.14	3:52.57	4:44.48	5:27.68	6:06.98
14 Garden, Isla	11	Garioch	6:14.36	40.44	1:29.29	2:17.02	3:02.66	3:55.95	4:51.84	5:34.23	6:14.36
15 Methven, Ruby	12	Dun City Aqu	6:17.46	41.75	1:32.17	2:17.54	3:02.81	3:57.53	4:54.00	5:35.74	6:17.46
16 Ligtendag, Faye	12	Stonehaven	6:17.92	39.58	1:28.93	2:19.23	3:08.52	4:00.56	4:54.00	5:36.80	6:17.92
17 Bruce, Natalie	12	Broch	6:21.11	42.14	1:36.04	2:28.38	3:15.59	4:09.49	5:03.62	5:46.06	6:21.11
18 Campbell, Katy A	12	Aberdeen Dol	6:21.46	38.87	1:27.64	2:19.95	3:08.74	4:03.03	4:57.34	5:42.63	6:21.46
19 Bromham, Megan	12	Highland	6:24.15	42.22	1:31.34	2:19.60	3:05.10	4:02.34	4:57.79	5:43.38	6:24.15
20 Allan, Laura	13	Garioch	6:28.66	41.30	1:31.67	2:19.79	3:07.37	4:05.81	5:02.37	5:45.72	6:28.66
21 Calder, Lisa-Marie	12	Broch	6:33.05	43.31	1:35.72	2:24.88	3:11.65	4:09.99	5:06.28	5:51.25	6:33.05


Event 207 Girls 14-15 400 Metre IM

Name	Age	Club	Time	50	100	150	200	250	300	350	400
1 Alcaras, Gaia	15	Aberdeen Per	5:01.25	32.23	1:08.72	1:48.65	2:25.73	3:10.29	3:53.54	4:28.34	5:01.25
2 Wetherell, Lauren	15	Co Glasgow	5:18.90	33.72	1:12.04	1:54.53	2:34.94	3:22.72	4:09.47	4:44.98	5:18.90
3 McMillan, Elle	15	St Thomas	5:20.42	33.99	1:15.06	1:57.04	2:37.34	3:21.89	4:08.42	4:45.47	5:20.42
4 Hall, Kailyn	14	Aberdeen Per	5:22.96	34.85	1:16.95	2:00.25	2:41.75	3:24.75	4:10.04	4:47.64	5:22.96
5 Greenshields, Alisha	14	Co Glasgow	5:30.82	33.40	1:12.59	1:54.51	2:37.48	3:24.82			5:30.82
6 Dolenc Luznar, Neza	14	Fins	5:33.78	33.02	1:11.83	1:55.53	2:38.30	3:28.29	4:18.16	4:56.64	5:33.78
7 Bain, Alicea	15	Aberdeen Per	5:37.73	34.59	1:15.36	1:59.66	2:42.95	3:30.40	4:17.49	4:57.20	5:37.73
8 Simpson, Holly	14	Aberdeen Per	5:38.01	34.63	1:14.99	2:01.09	2:44.77	3:32.42	4:20.19	5:00.17	5:38.01
9 Johnston, Isla	15	Aberdeen Per	5:39.17	34.23	1:14.40	2:00.57	2:45.48	3:33.69	4:22.91	5:01.41	5:39.17
10 Boddie, Catherine	14	Garioch	5:42.49	36.41	1:21.39	2:05.10	2:48.08	3:36.28	4:26.63	5:04.94	5:42.49
11 McGee, Erin P	14	Co Glasgow	5:43.51	36.76	1:22.12	2:05.99	2:47.87	3:38.76	4:29.32	5:06.55	5:43.51
12 Taylor, Megan L	14	Westhill	6:03.73	37.28	1:21.45	2:09.10	2:55.67	3:48.18	4:41.60	5:23.52	6:03.73
--- Scott, Emily	14	Banchory	DQ								

Event 207 Girls 16 & Over 400 Metre IM

Name	Age	Club	Time	50	100	150	200	250	300	350	400
1 Adams, Orla L	23	Aberdeen Per	4:56.95	32.41	1:09.10	1:48.31	2:25.75	3:06.89	3:47.74	4:23.22	4:56.95
2 Iheagwaram, Serena	16	Co Glasgow	5:06.75	32.13	1:08.18	1:47.88	2:26.11	3:11.93	3:58.77	4:33.66	5:06.75
3 Griffiths, Kirsty	16	Co Glasgow	5:21.19	33.66	1:12.81	1:53.49	2:33.90	3:20.60	4:09.02	4:45.63	5:21.19
4 Richardson, Amy	16	Kelso	5:24.80	32.85	1:09.69	1:51.98	2:33.15	3:21.51	4:11.55	4:49.11	5:24.80
5 Klette, Anne S	16	MadlaSK	5:35.03	34.52	1:16.31	1:59.42	2:40.77	3:29.14	4:17.72	4:57.55	5:35.03
6 Woolley, Rachael Louise	17	Aberdeen	5:45.90	37.36	1:23.08	2:10.44	2:55.42	3:42.70	4:29.85	5:08.70	5:45.90


Final of Event 101 Boys 11-13 200 Metre IM

Name	Age	Club	Time	50	100	150	200
1 McGregor, Jamie	13	Perth City	2:20.42	29.58	1:05.91	1:48.30	2:20.42
2 Anderson, Tony	13	Co Glasgow	2:22.80	31.36	1:08.12	1:50.63	2:22.80
3 Campbell, Leon	13	StirlingSwim	2:25.35	32.14	1:11.32	1:52.88	2:25.35
4 Taylor, Sam	13	Aberdeen Per	2:33.73	33.77	1:12.94	1:58.98	2:33.73
5 Bremner, Finn	13	Warrender Ba	2:35.93	33.55	1:14.49	1:59.22	2:35.93
6 Taylor, Jon	13	Aberdeen Per	2:36.72	33.24	1:14.40	2:01.72	2:36.72
7 King, Ryan	13	Glenrothes	2:38.38	34.20	1:17.29	2:02.56	2:38.38
8 Fraser, James	13	Aberdeen Per	2:38.78	36.42	1:20.12	2:03.52	2:38.78
9 Brechenser, Kieran M	13	Aberdeen Dol	2:38.85	32.91	1:16.73	2:02.39	2:38.85
10 Gibson, Jake	12	Broch	2:50.18	36.42	1:19.88	2:09.46	2:50.18

Final of Event 101 Boys 14-15 200 Metre IM


Name	Age	Club	Time	50	100	150	200
1 Jøntvedt, Jon	14	Bryne SK	2:11.92	28.44	1:03.16	1:41.18	2:11.92
2 Muncey, Jack	14	Perth City	2:20.96	29.02	1:02.57	1:47.93	2:20.96
3 Ford, Mark	14	Co Glasgow	2:22.03	29.73	1:05.76	1:50.20	2:22.03
4 Cousins, Finley	15	Aberdeen Per	2:22.73	29.80	1:08.91	1:48.92	2:22.73
5 Travis, Cameron	14	Aberdeen Per	2:23.47	30.24	1:06.74	1:51.51	2:23.47
6 Duncan, Ryan	14	St Thomas	2:24.41	30.78	1:08.74	1:51.12	2:24.41
7 Wallace, Finlay	14	St Thomas	2:24.84	31.05	1:10.34	1:52.06	2:24.84
8 Taylor, James	15	Aberdeen	2:28.05	29.64	1:06.72	1:53.81	2:28.05
9 Lawlor, Louis	15	Co Glasgow	2:29.17	29.78	1:08.45	1:55.46	2:29.17
10 Scott, Finlay	14	Warrender Ba	2:31.63	34.07	1:13.55	1:57.53	2:31.63

Final of Event 101 Boys 16 & Over 200 Metre IM

Name	Age	Club	Time	50	100	150	200
1 Stacey, Harry	18	Aberdeen Per	2:11.62	27.30	1:00.80	1:41.11	2:11.62
2 Lindsay, Ethan	16	Aberdeen Per	2:15.43	29.49	1:05.50	1:43.38	2:15.43
3 McMillan, Innes	17	Aberdeen Dol	2:15.97	28.28	1:03.35	1:43.62	2:15.97
4 Pate, Kyle	18	Fins	2:17.43	28.78	1:03.17	1:44.23	2:17.43
5 Stowe, Arran	19	Fins	2:20.47	30.04	1:08.30	1:47.84	2:20.47
6 Hall, Zack S	17	Aberdeen Per	2:21.94	29.68	1:06.46	1:49.20	2:21.94
7 McGraw, Nathan	16	Co Glasgow	2:22.83	30.01	1:08.06	1:49.91	2:22.83
8 Beveridge, Alex	16	Aberdeen Per	2:24.68	30.75	1:07.68	1:50.98	2:24.68
9 Barnett, Gregor	17	Elgin	2:29.41	30.05	1:11.58	1:53.39	2:29.41
10 Sutherland, Finlay	16	Highland	2:29.76	30.30	1:08.84	1:53.23	2:29.76

Final of Event 104 Girls 11-13 50 Metre Breaststroke

Name	Age	Club	Time
1 Bain, Sophie	12	Aberdeen Per	35.75
2 Wade, Saskia	12	Co Glasgow	36.03
3 Johnston, Cara	13	Warrender Ba	36.28
4 Coia-Gamble, Kaitlin	13	Highland	37.97
5 Reeves, Martha	12	Menziesshill	38.70
6 Glasgow, Aimee	13	Glenrothes	39.08
7 Murray, Laura	13	StirlingSwim	39.15
8 Gussing, Cecilia Diane	13	Bryne SK	39.95
9 Yule, Isla	13	Banchory	40.17
10 Schulz, Jessica	13	Highland	40.29


Final of Event 104 Girls 14-15 50 Metre Breaststroke

	Name	Age	Club	Time
1	Bowie, Rhona M	15	Aberdeen Dol	34.82
2	Officer, Georgia	14	Elgin	35.19
3	Vestre, Helene O	14	Haugesund	35.53
4	Ali, Yasmin	14	Warrender Ba	35.96
5	Alcaras, Gaia	15	Aberdeen Per	36.78
6	McPartland, Emma	14	Perth City	37.12
7	Kjellsen, Karianne A	14	MadlaSK	37.43
8	Wood, Maree	15	Highland	37.67
9	Hall, Kailyn	14	Aberdeen Per	37.90
10	Murray, Elaine	15	Broch	38.63

Final of Event 104 Girls 16 & Over 50 Metre Breaststroke

	Name	Age	Club	Time
1	Adams, Orla L	23	Aberdeen Per	32.94
2	Miley, Hannah L	28	Aberdeen Per	33.13
3	Paterson, Shannon	19	Aberdeen Per	35.18
4	Chittleburgh, Emma	19	Aberdeen Per	35.40
5	Storm, Jennifer	16	Aberdeen Per	35.42
6	MacKenzie, Katie L	17	Co Glasgow	35.53
7	McKay, Aimee	17	Highland	36.41
8	Magnussen, Kristin Nygård	16	Bryne SK	37.72
9	Woolley, Rachael Louise	17	Aberdeen	38.01
10	Anderson, Devan	17	Aberdeen Per	38.20

Final of Event 105 Boys 11-13 50 Metre Butterfly

	Name	Age	Club	Time
1	Liversedge, Corey	13	Upper Deesid	29.70
2	Harley, Harris	13	St Thomas	29.90
3	Brechenser, Kieran M	13	Aberdeen Dol	31.16
4	Ward, Logan J	13	Aberdeen Dol	31.38
5	Bremner, Finn	13	Warrender Ba	31.46
6	Simpson, Owen	13	Aberdeen Per	32.49
7	Dickson, Murray	11	StirlingSwim	32.59
8	Taylor, Jon	13	Aberdeen Per	32.67
9	Taylor, Sam	13	Aberdeen Per	32.99
10	Campbell, Nathan	13	StirlingSwim	33.88

Final of Event 105 Boys 14-15 50 Metre Butterfly

	Name	Age	Club	Time
1	Tobiassen, Mats Fjogstad	15	Bryne SK	26.45
2	Gronfur, Aleksander	15	KSK	26.69
3	Jøntvedt, Jon	14	Bryne SK	26.98
4	Travis, Cameron	14	Aberdeen Per	27.55
5	Shoghl, Fabian	15	MadlaSK	28.24
6	Miskiewicz, Dariusz	15	Elgin	28.28
7	Cousins, Finley	15	Aberdeen Per	28.71
8	Allison, Angus	15	Inverleith	28.76
9	Lawlor, Louis	15	Co Glasgow	29.18
10	Heard, Finn	15	Banchory	29.37



Final of Event 105 Boys 16 & Over 50 Metre Butterfly

	Name	Age	Club	Time
1	Bryce, Robert A	23	Aberdeen Dol	24.80
2	Beeley, Tom	18	Aberdeen Per	25.28
3	McIntosh, Stuart A	24	Aberdeen Dol	26.10
4	Samuelsen, Kristoffer	18	KSK	26.41
5	Stacey, Harry	18	Aberdeen Per	26.50
6	Watson, Eddie A	21	Aberdeen Dol	26.96
7	Miley, Joseph P	20	Aberdeen Per	27.11
8	Nicol, Angus	16	Co Glasgow	27.34
9	Wright, John S	20	Aberdeen Per	27.37
10	McMillan, Innes	17	Aberdeen Dol	27.61

Final of Event 106 Girls 11-13 100 Metre Butterfly


	Name	Age	Club	Time	50	100
1	Shanahan, Katie	13	Co Glasgow	1:06.06	31.12	1:06.06
2	McQueenie, Elise	13	Co Glasgow	1:08.85	32.91	1:08.85
3	Bailey, Katherine	13	Perth City	1:09.76	32.77	1:09.76
4	Yule, Isla	13	Banchory	1:10.23	32.79	1:10.23
5	Gussing, Cecilia Diane	13	Bryne SK	1:10.43	31.99	1:10.43
*6	Taylor, Erin	12	Fins	1:13.02	33.90	1:13.02
*6	Gillespie, Ceri	12	Garioch	1:13.02	32.99	1:13.02
8	Sandvold, Inger	13	MadlaSK	1:13.29	33.88	1:13.29
9	Hay, Katie	13	Highland	1:13.94	33.87	1:13.94
10	Yuda, Faith	13	Stonehaven	1:14.50	34.19	1:14.50

Final of Event 106 Girls 14-15 100 Metre Butterfly

	Name	Age	Club	Time	50	100
1	Alcaras, Gaia	15	Aberdeen Per	1:02.88	30.18	1:02.88
2	Willumsen, Marthe C	15	MadlaSK	1:03.78	30.76	1:03.78
3	Slessor, Anya	14	Aberdeen Per	1:05.29	30.26	1:05.29
4	Dodds, Caitlyn	15	Fins	1:07.57	31.00	1:07.57
5	Wetherell, Lauren	15	Co Glasgow	1:07.92	31.54	1:07.92
6	Dolenc Luznar, Neza	14	Fins	1:08.54	31.92	1:08.54
7	Murray, Elaine	15	Broch	1:09.63	32.34	1:09.63
8	Nilsen, Mari	14	Haugesund	1:10.44	31.66	1:10.44

Final of Event 106 Girls 16 & Over 100 Metre Butterfly

	Name	Age	Club	Time	50	100
1	Perry, Yasmin	17	Aberdeen Per	1:01.88	29.37	1:01.88
2	Miley, Hannah L	28	Aberdeen Per	1:02.88	30.32	1:02.88
3	Iheagwaram, Serena	16	Co Glasgow	1:03.75	30.45	1:03.75
4	Christie, Jessica	21	Westhill	1:04.81	30.30	1:04.81
5	Storstein, Maria	17	KSK	1:06.52	31.44	1:06.52
6	Endregaard, Julie B	17	MadlaSK	1:08.69	30.97	1:08.69
7	Richardson, Amy	16	Kelso	1:09.17	32.51	1:09.17
8	Reid, Rebecca	16	Aberdeen	1:12.34	32.73	1:12.34
9	Prosser, Fay	17	Forres	1:12.64	32.13	1:12.64


Final of Event 203 Girls 11-13 50 Metre Backstroke

	Name	Age	Club	Time
1	Shanahan, Katie	13	Co Glasgow	30.08
2	McQueenie, Elise	13	Co Glasgow	31.38
3	McMillan, Jacqueline	13	Glenrothes	32.24
4	Murray, Laura	13	StirlingSwim	32.57
5	Reeves, Martha	12	Menziesshill	33.47
6	Geddes, Kate E	13	Aberdeen Dol	33.79
7	Sandvold, Inger	13	MadlaSK	33.87
8	Yule, Isla	13	Banchory	34.14
9	Armstrong, Abbie	12	Dun City Aqu	34.33
10	Farrands, Kirsty	13	Alford Otter	34.71

Final of Event 203 Girls 14-15 50 Metre Backstroke


	Name	Age	Club	Time
1	Dodds, Caitlyn	15	Fins	31.18
2	Murray, Elaine	15	Broch	31.53
3	Shand, Holly J	14	Elgin	31.92
4	MacDonald, Mairi	14	Aberdeen Per	32.55
5	Wood, Maree	15	Highland	32.77
6	Kellas, Ailsa	14	Glenrothes	33.15
7	Kjellsen, Karianne A	14	MadlaSK	33.18
8	Willumsen, Marthe C	15	MadlaSK	33.27
9	Beattie, Louise	14	Highland	33.29
10	Sutherland, Catriona	14	Elgin	33.80

Final of Event 203 Girls 16 & Over 50 Metre Backstroke

	Name	Age	Club	Time
1	McIntosh, Caroline	18	Aberdeen Per	29.93
2	Scobie, Emma	20	Kirkintilloch	30.99
3	Adams, Orla L	23	Aberdeen Per	31.80
4	Fraser, Sarah	16	Aberdeen Per	32.07
5	Storm, Jennifer	16	Aberdeen Per	32.63
6	Vestre, Christina	18	KSK	33.17
7	Croll, Lily I	16	Upper Deesid	33.62
8	Strang, Stephanie	19	Fins	33.77
9	McLean, Erin	16	Aberdeen Per	34.00
10	McIntosh, Kelly	28	Silver City	34.55

Final of Event 206 Boys 11-13 100 Metre Breaststroke

	Name	Age	Club	Time	50	100
1	Campbell, Leon	13	StirlingSwim	1:15.08	36.27	1:15.08
2	McGregor, Jamie	13	Perth City	1:16.98	36.96	1:16.98
3	Fraser, James	13	Aberdeen Per	1:19.62	38.53	1:19.62
4	Christie, Thomas G	13	Westhill	1:19.98	37.48	1:19.98
5	King, Ryan	13	Glenrothes	1:20.38	38.96	1:20.38
6	Holm, Eskil	13	KSK	1:20.83	38.03	1:20.83
7	Brechenser, Kieran M	13	Aberdeen Dol	1:20.90	37.97	1:20.90
8	Bremner, Finn	13	Warrender Ba	1:21.44	38.61	1:21.44
9	Harley, Harris	13	St Thomas	1:22.34	38.70	1:22.34
10	Taylor, Jon	13	Aberdeen Per	1:25.16	40.99	1:25.16



Final of Event 206 Boys 14-15 100 Metre Breaststroke

Name	Age	Club	Time	50	100
1 Cousins, Finley	15	Aberdeen Per	1:09.50	33.04	1:09.50
2 Goodfellow, Theo	15	Fins	1:09.61	33.25	1:09.61
3 Anfinnsen, Viktor	15	Bryne SK	1:09.87	33.39	1:09.87
4 Chittleburgh, Samuel	15	Warrender Ba	1:14.06	34.87	1:14.06
5 Wallace, Finlay	14	St Thomas	1:14.22	35.49	1:14.22
6 Mitchell, Joshua	15	Unattached	1:14.37	35.12	1:14.37
7 Weir, Lucas	15	Highland	1:17.09	35.92	1:17.09
8 Dickson, Bruce	15	StirlingSwim	1:17.69	36.06	1:17.69
9 Duncan, Ryan	14	St Thomas	1:19.49	37.47	1:19.49
10 Bittle, Matthew	14	Perth City	1:20.01	36.32	1:20.01

Final of Event 206 Boys 16 & Over 100 Metre Breaststroke

Name	Age	Club	Time	50	100
1 Campbell, Mark D	26	Aberdeen Dol	1:04.44	29.33	1:04.44
2 Muir, Cameron	19	Co Glasgow	1:07.02	31.37	1:07.02
3 Hagan, Max	17	Co Glasgow	1:07.30	31.01	1:07.30
4 Neally, Ross	18	Co Glasgow	1:07.89	32.40	1:07.89
5 Burns, Ross	19	Hamilton	1:08.76	31.89	1:08.76
6 Stowe, Arran	19	Fins	1:10.07	33.37	1:10.07
7 Morrison, Conner	20	Aberdeen Per	1:11.01	32.69	1:11.01
8 Barnett, Gregor	17	Elgin	1:11.71	33.22	1:11.71
9 Lindsay, Ethan	16	Aberdeen Per	1:11.95	34.79	1:11.95
10 Duncan, Jacob	18	Highland	1:14.07	32.96	1:14.07

Final of Event 104 Girls 11-13 50 Metre Breaststroke

Name	Age	Club	Time
1 Bain, Sophie	12	Aberdeen Per	35.75
2 Wade, Saskia	12	Co Glasgow	36.03
3 Johnston, Cara	13	Warrender Ba	36.28
4 Coia-Gamble, Kaitlin	13	Highland	37.97
5 Reeves, Martha	12	Menzieshill	38.70
6 Glasgow, Aimee	13	Glenrothes	39.08
7 Murray, Laura	13	StirlingSwim	39.15
8 Gussing, Cecilia Diane	13	Bryne SK	39.95
9 Yule, Isla	13	Banchory	40.17
10 Schulz, Jessica	13	Highland	40.29

Final of Event 104 Girls 14-15 50 Metre Breaststroke

Name	Age	Club	Time
1 Bowie, Rhona M	15	Aberdeen Dol	34.82
2 Officer, Georgia	14	Elgin	35.19
3 Vestre, Helene O	14	Haugesund	35.53
4 Ali, Yasmin	14	Warrender Ba	35.96
5 Alcaras, Gaia	15	Aberdeen Per	36.78
6 McPartland, Emma	14	Perth City	37.12
7 Kjellsen, Karianne A	14	MadlaSK	37.43
8 Wood, Maree	15	Highland	37.67
9 Hall, Kailyn	14	Aberdeen Per	37.90
10 Murray, Elaine	15	Broch	38.63


Final of Event 104 Girls 16 & Over 50 Metre Breaststroke

Name	Age	Club	Time
1 Adams, Orla L	23	Aberdeen Per	32.94
2 Miley, Hannah L	28	Aberdeen Per	33.13
3 Paterson, Shannon	19	Aberdeen Per	35.18
4 Chittleburgh, Emma	19	Aberdeen Per	35.40
5 Storm, Jennifer	16	Aberdeen Per	35.42
6 MacKenzie, Katie L	17	Co Glasgow	35.53
7 McKay, Aimee	17	Highland	36.41
8 Magnussen, Kristin Nygård	16	Bryne SK	37.72
9 Woolley, Rachael Louise	17	Aberdeen	38.01
10 Anderson, Devan	17	Aberdeen Per	38.20

Final of Event 107 Boys 11-13 100 Metre Backstroke


Name	Age	Club	Time	50	100
1 Campbell, Leon	13	StirlingSwim	1:07.54	33.93	1:07.54
2 Instebo, Johan	13	KSK	1:09.01	33.68	1:09.01
3 Brown, Lucas	12	Elgin	1:10.35	34.10	1:10.35
4 Fuller, Freddie	13	Warrender Ba	1:11.78	34.54	1:11.78
5 Liversedge, Corey	13	Upper Deesid	1:12.45	34.95	1:12.45
6 Harley, Harris	13	St Thomas	1:12.80	35.09	1:12.80
*7 Donald, Ethan	13	Westhill	1:13.35	35.48	1:13.35
*7 Sutherland, Lewis G	13	Highland	1:13.35	35.81	1:13.35
9 Wood, Jacob	12	Elgin	1:15.36	37.18	1:15.36
10 Ward, Logan J	13	Aberdeen Dol	1:16.09	36.18	1:16.09

Final of Event 107 Boys 14-15 100 Metre Backstroke

Name	Age	Club	Time	50	100
1 Muncey, Jack	14	Perth City	1:01.72	30.47	1:01.72
2 Tobiassen, Mats Fjogstad	15	Bryne SK	1:03.67	30.57	1:03.67
3 Gronfur, Aleksander	15	KSK	1:03.85	30.78	1:03.85
4 Travis, Cameron	14	Aberdeen Per	1:04.31	31.43	1:04.31
5 Lumsden, Kerr	14	Monifieth	1:04.69	31.55	1:04.69
6 Allison, Angus	15	Inverleith	1:05.45	32.13	1:05.45
7 Coueslant, Archie C	15	Aberdeen Dol	1:05.70	32.03	1:05.70
8 Harrold, Angus	15	Banchory	1:05.80	31.61	1:05.80
9 Taylor, James	15	Aberdeen	1:06.46	32.34	1:06.46
10 Miskiewicz, Dariusz	15	Elgin	1:07.77	32.57	1:07.77

Final of Event 107 Boys 16 & Over 100 Metre Backstroke

Name	Age	Club	Time	50	100
1 Robertson, Ryan	16	Co Glasgow	1:00.37	29.56	1:00.37
2 Lovie, Iain	16	Broch	1:00.97	29.62	1:00.97
3 Samuelsen, Kristoffer	18	KSK	1:01.00	29.37	1:01.00
4 Campbell, Lawrence	17	Co Glasgow	1:01.41	29.31	1:01.41
5 Pate, Kyle	18	Fins	1:01.83	29.65	1:01.83
6 Balfour, Thomas	17	Co Glasgow	1:02.12	29.82	1:02.12
7 Eklund, Olav	16	MadlaSK	1:02.25	30.21	1:02.25
8 Johnson, Brendan	19	Aberdeen Per	1:03.49	30.60	1:03.49
9 Eason, Logan	17	StirlingSwim	1:03.66	30.92	1:03.66
10 Gatton, Andrew	16	Highland	1:08.36	32.89	1:08.36


Final of Event 204 Boys 11-13 50 Metre Freestyle

	Name	Age	Club	Time
1	Anderson, Tony	13	Co Glasgow	25.90
2	McGregor, Jamie	13	Perth City	26.70
3	Mackinnon, Alex	13	Co Glasgow	27.36
4	Liversedge, Corey	13	Upper Deesid	27.83
5	Sutherland, Lewis G	13	Highland	28.45
6	Harley, Harris	13	St Thomas	28.63
7	Taylor, Jon	13	Aberdeen Per	29.54
8	Taylor, Sam	13	Aberdeen Per	29.55
9	Macmillan, Philip J	13	Westhill	29.59
10	Rose, Calum	13	Warrender Ba	29.74

Final of Event 204 Boys 14-15 50 Metre Freestyle


	Name	Age	Club	Time
1	Gronfur, Aleksander	15	KSK	25.59
2	Miskiewicz, Dariusz	15	Elgin	25.63
3	Lawlor, Louis	15	Co Glasgow	26.18
4	Travis, Cameron	14	Aberdeen Per	26.42
*5	Allison, Angus	15	Inverleith	26.62
*5	Brown, Calvin	14	Elgin	26.62
7	Shoghl, Fabian	15	MadlaSK	26.68
8	Coueslant, Archie C	15	Aberdeen Dol	26.86
9	Goad, Oliver	15	Cupar	27.12
10	Weir, Lucas	15	Highland	27.42

Final of Event 204 Boys 16 & Over 50 Metre Freestyle

	Name	Age	Club	Time
1	Watson, Eddie A	21	Aberdeen Dol	23.60
2	Stacey, Harry	18	Aberdeen Per	24.40
3	Wright, John S	20	Aberdeen Per	24.70
4	Nicol, Angus	16	Co Glasgow	24.91
5	Beeley, Tom	18	Aberdeen Per	25.41
6	Watson, Charlie K	23	Aberdeen Dol	25.64
7	Betout, Youssef	18	Co Glasgow	25.68
8	Eason, Jamie	20	Aberdeen Per	25.73
9	Pate, Kyle	18	Fins	26.26

Final of Event 205 Girls 11-13 100 Metre Freestyle

	Name	Age	Club	Time	50	100
1	Wade, Saskia	12	Co Glasgow	1:01.48	29.79	1:01.48
2	McQueenie, Elise	13	Co Glasgow	1:01.60	30.00	1:01.60
3	Hay, Katie	13	Highland	1:02.55	30.62	1:02.55
4	Gussing, Cecilia Diane	13	Bryne SK	1:02.95	30.28	1:02.95
5	Yule, Isla	13	Banchory	1:03.13	30.50	1:03.13
6	McMillan, Jacqueline	13	Glenrothes	1:03.99	30.89	1:03.99
7	Mason, Olivia	13	Warrender Ba	1:04.37	30.79	1:04.37
8	Schulz, Jessica	13	Highland	1:07.39	32.77	1:07.39
9	Bailey, Katherine	13	Perth City	1:08.75	33.44	1:08.75
10	Glasgow, Aimee	13	Glenrothes	1:08.91	32.72	1:08.91



Final of Event 205 Girls 14-15 100 Metre Freestyle

Name	Age	Club	Time	50	100
1 Wetherell, Lauren	15	Co Glasgow	1:00.31	29.49	1:00.31
2 Ogg, Nicole M	15	Aberdeen Dol	1:00.47	29.59	1:00.47
3 Bain, Alicea	15	Aberdeen Per	1:00.50	29.51	1:00.50
4 Dodds, Caitlyn	15	Fins	1:02.16	30.18	1:02.16
5 Shulman, Rebecca	15	Warrender Ba	1:02.34	30.39	1:02.34
6 Willumsen, Marthe C	15	MadlaSK	1:02.49	30.05	1:02.49
7 Endregard, Emma B	14	MadlaSK	1:02.85	30.50	1:02.85
8 MacDonald, Mairi	14	Aberdeen Per	1:03.66	30.58	1:03.66
9 Vestre, Helene O	14	Haugesund	1:03.85	30.90	1:03.85
10 Slessor, Anya	14	Aberdeen Per	1:04.16	30.89	1:04.16

Final of Event 205 Girls 16 & Over 100 Metre Freestyle

Name	Age	Club	Time	50	100
1 Christie, Jessica	21	Westhill	58.61	28.60	58.61
2 Leifsen, Ingrid	16	Haugesund	58.65	28.31	58.65
3 Storstein, Maria	17	KSK	59.72	29.41	59.72
4 Endregard, Julie B	17	MadlaSK	59.90	29.06	59.90
5 Paterson, Shannon	19	Aberdeen Per	1:00.96	29.43	1:00.96
6 Adams, Orla L	23	Aberdeen Per	1:01.42	29.47	1:01.42
7 Vestre, Christina	18	KSK	1:01.71	29.96	1:01.71
8 Strang, Stephanie	19	Fins	1:03.73	31.21	1:03.73
9 Ostenstad, Emma	17	KSK	1:04.13	30.96	1:04.13
10 Prosser, Fay	17	Forres	1:05.16	30.98	1:05.16

Event 301 Mixed 11-14 4 x 50 Metre Medley Relay

Team	Time	50	100	150	200	
1 Elgin 1) Brown, Lucas M12	A 2:05.16	32.84	1:08.55	1:39.08	2:05.16	4) Brown, Calvin M14
2 Aberdeen Per 1) MacDonald, Mairi W14	A 2:05.40	32.73	1:08.21	1:36.44	2:05.40	4) Hall, Kailyn W14
3 Aberdeen Dol 1) Geddes, Kate E W13	A 2:09.38	35.29	1:10.53	1:42.54	2:09.38	4) Milner, Nicholas M14
4 Highland 1) Beattie, Louise W14	A 2:09.85	32.69	1:09.68	1:41.80	2:09.85	4) Laditi, Emmanuel M14
5 Aberdeen Per 1) Strachan, Ross M14	B 2:10.56	33.03	1:09.43	1:42.34	2:10.56	4) Stewart, Darryl M14
6 Glenrothes 1) McMillan, Jacqueline W13	A 2:13.03	32.47	1:10.58	1:42.15	2:13.03	4) Glasgow, Aimee W13
7 Fins 1) Lewis, Ben M14	A 2:13.66	34.69	1:14.27	1:45.39	2:13.66	4) Strang, Michael M14
8 Westhill 1) Ross, Hannah E W13	A 2:14.76	35.63	1:11.65	1:45.23	2:14.76	4) Taylor, Megan L W14
9 Aberdeen Per 1) Brown, Matthew M14	C 2:16.53	32.56	1:14.49	1:45.34	2:16.53	4) Perry, Sienna W13
10 Aberdeen Per 1) Low, Milly W13	D 2:16.99	35.12	1:15.67	1:47.87	2:16.99	4) Nicol, Callum M14
11 Highland 1) Askari, Fahmad M14	B 2:18.25	34.26	1:12.60	1:47.33	2:18.25	4) Malcolm, Kai M13
12 Aberdeen Dol 1) Brodie, Andrew I M13	B 2:18.33	36.06	1:17.22	1:49.91	2:18.33	4) Ward, Logan J M13



13	Garioch 1) <i>Cheyne, Amira W13</i>	B	2:20.42	35.11	1:17.52	1:52.45	2:20.42	4) <i>Gillespie, Ceri W12</i>
			2) <i>Tetlow, Fraser M11</i>		3) <i>Mitchell, Kyle M11</i>			
14	KSK 1) <i>Instebo, Johan M13</i>	A	2:21.21	33.85	1:10.47	1:49.11	2:21.21	4) <i>Krawiec, Kaja W12</i>
			2) <i>Holm, Eskil M13</i>		3) <i>Osterhus, Kristina W13</i>			
15	Broch 1) <i>Gibson, Jake M12</i>	A	2:21.52	36.56	1:18.50	1:49.43	2:21.52	4) <i>Bruce, Natalie W12</i>
			2) <i>Riach, Jessica W13</i>		3) <i>Taylor, Callum S M14</i>			
16	Garioch 1) <i>Clark, Alex M12</i>	A	2:25.51	38.50	1:17.63	1:54.89	2:25.51	4) <i>Boddie, Catherine W14</i>
			2) <i>Gow, Nula W12</i>		3) <i>Chirside, Isaac M12</i>			
17	Aberdeen 1) <i>Arthur, Cameron M12</i>	A	2:25.55	35.50	1:16.57	1:51.26	2:25.55	4) <i>Lamont, Jessica W13</i>
			2) <i>Fontaine, Soren M12</i>		3) <i>Taylor, Jennifer W13</i>			
18	Cupar 1) <i>Watson, Maisie W12</i>	A	2:50.29	43.12	1:27.46	2:16.34	2:50.29	4) <i>Macfarlane, Craig M12</i>
			2) <i>McGeorge, Ella W11</i>		3) <i>Sudjic, Murray M11</i>			

Event 302 Mixed 15 & Over 4 x 50 Metre Medley Relay


Team		Time	50	100	150	200		
1	Aberdeen Per 1) <i>Beeley, Tom M18</i>	A	1:53.44	28.28	1:00.72	1:29.31	1:53.44	4) <i>Stacey, Harry M18</i>
			2) <i>Miley, Hannah L W28</i>		3) <i>Perry, Yasmin W17</i>			
2	Aberdeen Per 1) <i>McIntosh, Caroline W18</i>	B	1:55.51	30.89	1:03.63	1:30.39	1:55.51	4) <i>Eason, Jamie M20</i>
			2) <i>Adams, Orla L W23</i>		3) <i>Wright, John S M20</i>			
3	Aberdeen Dol 1) <i>Davies, Caitlin W18</i>	A	1:55.56	32.30	1:07.95	1:32.61	1:55.56	4) <i>Watson, Eddie A M21</i>
			2) <i>Bowie, Rhona M W15</i>		3) <i>Bryce, Robert A M23</i>			
4	Aberdeen Dol 1) <i>McMillan, Innes M17</i>	B	1:58.15	29.31	59.31	1:30.35	1:58.15	4) <i>Thoms, Madeleine W17</i>
			2) <i>MacDougall, Scott M23</i>		3) <i>Ogg, Nicole M W15</i>			
5	Aberdeen Per 1) <i>Alcaras, Alice W17</i>	C	1:58.88	31.39	1:02.83	1:32.25	1:58.88	4) <i>Rennie, Iain M18</i>
			2) <i>Cousins, Finley M15</i>		3) <i>Alcaras, Gaia W15</i>			
6	KSK 1) <i>Samuelsen, Kristoffer M18</i>	A	2:00.04	28.59	1:02.16	1:32.14	2:00.04	4) <i>Vestre, Christina W18</i>
			2) <i>Munkejord, Stian M16</i>		3) <i>Storstein, Maria W17</i>			
7	Fins 1) <i>Pate, Kyle M18</i>	A	2:00.35	28.77	1:01.06	1:32.03	2:00.35	4) <i>Dodds, Caitlyn W15</i>
			2) <i>Goodfellow, Theo M15</i>		3) <i>Strang, Stephanie W19</i>			
8	Bryne SK 1) <i>Jøntvedt, Jon M14</i> <i>Gussing, Cecilia Diane W13</i>	A	2:01.52	29.44	1:06.61	1:32.91	2:01.52	3) <i>Tobiassen, Mats Fjogstad M15</i> 4)
			2) <i>Magnussen, Kristin Nygård W16</i>					
9	Aberdeen Per 1) <i>Fraser, Sarah W16</i>	D	2:01.58	32.21	1:07.07	1:35.46	2:01.58	4) <i>Beveridge, Alex M16</i>
			2) <i>Paterson, Shannon W19</i>		3) <i>Hall, Zack S M17</i>			
10	Highland 1) <i>Wood, Maree W15</i>	A	2:02.49	32.68	1:04.95	1:33.05	2:02.49	4) <i>Reid, Anna W15</i>
			2) <i>Duncan, Jacob M18</i>		3) <i>Gatton, Andrew M16</i>			
11	Highland 1) <i>Fishenden, Emma W15</i>	B	2:07.02	34.18	1:10.48	1:39.02	2:07.02	4) <i>Henry, Angus M15</i>
			2) <i>McKay, Aimee W17</i>		3) <i>Sutherland, Finlay M16</i>			
12	Westhill 1) <i>Sutherland, Ethan M14</i>	A	2:09.69	34.55	1:10.20	1:40.23	2:09.69	4) <i>Sutherland, Elle W15</i>
			2) <i>Robertson, Euan M14</i>		3) <i>Christie, Jessica W21</i>			
13	Bryne SK 1) <i>Åsheim, Oda W15</i>	B	2:13.69	36.22	1:08.59	1:42.49	2:13.69	4) <i>Stangeland, Ingeborg Muri W17</i>
			2) <i>Anfinnsen, Viktor M15</i>		3) <i>Bore, Emil Bjørnsen M15</i>			
14	Cupar 1) <i>Goad, Oliver M15</i>	A	2:14.66	31.79	1:09.94	1:42.13	2:14.66	4) <i>Staal, Hannah W12</i>
			2) <i>Williamson, Charlotte W14</i>		3) <i>Baillie, Findlay M15</i>			
15	Glenrothes 1) <i>Kellas, Ailsa W14</i>	A	2:20.22	34.53	1:13.71	1:49.87	2:20.22	4) <i>Younger, Adam M12</i>
			2) <i>Davis, Kirsty W15</i>		3) <i>McMillan, Matthew M11</i>			


Event 401 Girls 11-13 200 Metre IM

Name	Age	Club	Time	50	100	150	200
1 McQueenie, Elise	13	Co Glasgow	2:32.90	33.77	1:10.87	1:58.78	2:32.90
2 Sandvold, Inger	13	MadlaSK	2:35.43	33.41	1:13.53	1:58.58	2:35.43
3 McMillan, Jacqueline	13	Glenrothes	2:38.50	33.51	1:14.79	2:03.39	2:38.50
4 Low, Milly	13	Aberdeen Per	2:38.74	35.06	1:14.79	2:01.55	2:38.74
5 Coia-Gamble, Kaitlin	13	Highland	2:39.64	35.45	1:17.05	2:03.98	2:39.64
6 Murray, Laura	13	StirlingSwim	2:39.73	34.74	1:14.79	2:02.94	2:39.73
7 Yule, Isla	13	Banchory	2:40.74	32.44	1:13.87	2:03.47	2:40.74
8 Mason, Olivia	13	Warrender Ba	2:42.20	34.18	1:17.04	2:06.60	2:42.20
9 Perry, Sienna	13	Aberdeen Per	2:42.85	35.52	1:17.53	2:06.51	2:42.85
10 Juskowiak, Sophie	12	Fins	2:43.03	34.56	1:18.29	2:05.89	2:43.03
11 Black, Rebecca	13	Warrender Ba	2:43.54	36.22	1:17.19	2:05.38	2:43.54
12 Lee, Esme	11	Fins	2:45.72	38.01	1:18.14	2:07.21	2:45.72
13 Armstrong, Abbie	12	Dun City Aqu	2:45.99	35.98	1:14.93	2:07.53	2:45.99
14 Riach, Jessica	13	Broch	2:47.02	35.77	1:19.33	2:06.93	2:47.02
15 Bain, Sophie	12	Aberdeen Per	2:47.13	34.26	1:18.96	2:06.81	2:47.13
16 Cheyne, Amira	13	Garioch	2:47.25	36.79	1:18.92	2:08.39	2:47.25
17 Gow, Nula	12	Garioch	2:47.38	36.37	1:22.69	2:09.33	2:47.38
18 Taylor, Lauren	12	Co Glasgow	2:48.11	36.68	1:18.66	2:10.40	2:48.11
19 Reeves, Martha	12	Menziesshill	2:48.45	36.15	1:18.83	2:07.57	2:48.45
20 Yuda, Faith	13	Stonehaven	2:49.43	34.57	1:18.69	2:09.74	2:49.43
21 Johnston, Cara	13	Warrender Ba	2:49.68	38.08	1:26.15	2:10.56	2:49.68
22 Blair, Liberty	13	StirlingSwim	2:50.50	36.37	1:20.10	2:13.15	2:50.50
23 McDonald, Lucy	13	Inverleith	2:50.85	36.60	1:19.60	2:10.91	2:50.85
24 Ross, Hannah E	13	Westhill	2:50.95	35.74	1:21.06	2:13.19	2:50.95
25 Schulz, Jessica	13	Highland	2:51.29	36.14	1:24.31	2:12.52	2:51.29
26 Taylor, Jennifer	13	Aberdeen	2:53.03	35.65	1:20.20	2:12.81	2:53.03
27 Johnston, Lilly	12	Elgin	2:53.16	39.09	1:21.84	2:13.44	2:53.16
28 Murray, Jessica	13	Warrender Ba	2:53.22	39.44	1:25.85	2:11.36	2:53.22
29 Bristo, Amy	13	Aberdeen Per	2:53.67	36.07	1:23.10	2:12.68	2:53.67
30 Farrands, Kirsty	13	Alford Otter	2:53.89	35.53	1:19.07	2:13.66	2:53.89
31 Nicolson, Hannah	12	StirlingSwim	2:54.54	37.14	1:22.52	2:14.46	2:54.54
32 Glennie, Isla	13	Alford Otter	2:54.93	37.02	1:20.21	2:13.13	2:54.93
33 Alexander, Lucy	13	Aberdeen Per	2:54.99	38.69	1:21.81	2:15.22	2:54.99
34 Fleming, Lucy	13	Dun City Aqu	2:56.18	36.19	1:21.55	2:14.15	2:56.18
35 Cassidy, Kate	13	Aberdeen Per	2:56.85	35.80	1:22.81	2:16.72	2:56.85
36 Campbell, Katy A	12	Aberdeen Dol	2:57.24	35.42	1:20.86	2:14.65	2:57.24
37 Clarke, Lucy	13	Monifieth	2:57.77	35.18	1:23.00	2:19.24	2:57.77
38 Watt, Madeleine	13	Stonehaven	2:58.29	38.45	1:24.87	2:16.20	2:58.29
--- Parker, Ellie	13	Monifieth	DQ				

Event 401 Girls 14-15 200 Metre IM

Name	Age	Club	Time	50	100	150	200
1 Alcaras, Gaia	15	Aberdeen Per	2:25.90	31.71	1:08.25	1:52.56	2:25.90
2 Wetherell, Lauren	15	Co Glasgow	2:32.43	32.99	1:12.20	1:59.15	2:32.43
3 Shand, Holly J	14	Elgin	2:34.44	32.83	1:11.70	1:57.94	2:34.44
4 Hall, Kailyn	14	Aberdeen Per	2:35.05	33.12	1:15.74	1:59.70	2:35.05
5 Nilsen, Mari	14	Haugesund	2:35.11	33.42	1:16.05	2:00.51	2:35.11
6 McMillan, Elle	15	St Thomas	2:35.34	31.83	1:12.90	1:58.47	2:35.34
7 Slessor, Anya	14	Aberdeen Per	2:36.02	31.55	1:12.96	2:00.64	2:36.02
8 Dolenc Luznar, Neza	14	Fins	2:36.60	32.23	1:13.63	2:00.92	2:36.60
9 Wright, Annabelle	15	Alford Otter	2:37.02	33.01	1:13.34	2:01.05	2:37.02
10 Murray, Elaine	15	Broch	2:37.08	32.01	1:13.37	1:59.83	2:37.08
11 McPartland, Emma	14	Perth City	2:37.29	33.66	1:16.21	2:00.28	2:37.29
*12 Officer, Georgia	14	Elgin	2:40.46	33.56	1:15.52	2:02.40	2:40.46
*12 Kjellsen, Karianne A	14	MadlaSK	2:40.46	33.08	1:16.89	2:02.94	2:40.46




14	Ogg, Nicole M	15	Aberdeen Dol	2:40.47	32.88	1:10.99	2:01.85	2:40.47
15	Wood, Maree	15	Highland	2:41.84	33.22	1:15.90	2:04.04	2:41.84
16	Belotti, Kiana	14	Warrender Ba	2:41.98	35.14	1:15.94	2:05.27	2:41.98
17	Shaw, Toni	14	Aberdeen Per	2:42.02	33.19	1:15.52	2:04.82	2:42.02
18	Brown, Blythe	14	St Thomas	2:42.31	33.27	1:14.58	2:05.53	2:42.31
19	Ivens, Rebecca	15	Warrender Ba	2:43.85	36.23	1:18.75	2:04.97	2:43.85
20	Wisely, Daisy	15	Highland	2:44.29	35.10	1:18.76	2:07.27	2:44.29
21	Bowie, Rhona M	15	Aberdeen Dol	2:44.42	35.12	1:18.96	2:04.30	2:44.42
22	Åsheim, Oda	15	Bryne SK	2:44.54	37.36	1:20.62	2:08.36	2:44.54
23	Kennedy, Orla	15	Inverleith	2:44.98	35.23	1:18.23	2:08.25	2:44.98

Event 401 Girls 16 & Over 200 Metre IM

Name	Age	Club	Time	50	100	150	200	
1	Miley, Hannah L	28	Aberdeen Per	2:19.60	30.99	1:06.56	1:46.81	2:19.60
2	Adams, Orla L	23	Aberdeen Per	2:21.73	31.15	1:07.07	1:47.79	2:21.73
3	Iheagwaram, Serena	16	Co Glasgow	2:25.92	31.00	1:06.92	1:53.52	2:25.92
4	MacKenzie, Katie L	17	Co Glasgow	2:30.26	32.23	1:09.86	1:55.20	2:30.26
5	Griffiths, Kirsty	16	Co Glasgow	2:30.30	32.70	1:10.34	1:57.20	2:30.30
6	Reid, Rebecca	16	Aberdeen	2:32.21	32.99	1:10.97	1:58.89	2:32.21
7	Chittleburgh, Emma	19	Aberdeen Per	2:36.17	34.74	1:18.90	2:00.04	2:36.17
8	Magnussen, Kristin Nygård	16	Bryne SK	2:45.64	34.77	1:18.81	2:05.93	2:45.64

Event 402 Boys 11-13 200 Metre Backstroke

Name	Age	Club	Time	50	100	150	200	
1	McGregor, Jamie	13	Perth City	2:20.04	32.29	1:08.04	1:44.85	2:20.04
2	Campbell, Leon	13	StirlingSwim	2:27.59	35.22	1:12.74	1:51.18	2:27.59
3	Instebo, Johan	13	KSK	2:31.17	35.18	1:12.63	1:52.22	2:31.17
4	Brown, Lucas	12	Elgin	2:33.45	35.64	1:14.76	1:55.17	2:33.45
5	Coull, James C	13	Westhill	2:34.40	35.77	1:13.85	1:55.11	2:34.40
6	Taylor, Sam	13	Aberdeen Per	2:35.08	36.69	1:15.99	1:56.43	2:35.08
7	Mackinnon, Alex	13	Co Glasgow	2:36.17	36.51	1:15.72	1:56.15	2:36.17
8	Wood, Jacob	12	Elgin	2:38.06	37.34	1:18.93	2:00.13	2:38.06
9	Smyth, Scott	13	Glenrothes	2:39.44	38.91	1:20.13	2:02.22	2:39.44
10	MacFarlane, Struan	13	StirlingSwim	2:39.77	37.53	1:18.67	1:59.24	2:39.77
11	Liversedge, Corey	13	Upper Deesid	2:40.84	37.35	1:18.88	2:00.26	2:40.84
12	Wardlaw, Blair	13	Fins	2:43.14	38.84	1:20.99	2:02.98	2:43.14
13	Kirkpatrick, Daniel	13	Orkney	2:43.61	38.50	1:19.61	2:02.38	2:43.61
14	Brechenser, Kieran M	13	Aberdeen Dol	2:43.68		1:21.16	2:03.40	2:43.68
15	Dines, Brodie	13	Aberdeen Per	2:44.25	38.36	1:20.05	2:02.70	2:44.25
16	Gibson, Jake	12	Broch	2:45.39	38.83	1:22.17	2:03.81	2:45.39
17	MacDonald, Calvin	11	Aberdeen Per	2:45.43	38.96	1:22.01	2:04.64	2:45.43
18	Rose, Calum	13	Warrender Ba	2:45.80	38.00	1:19.76	2:03.78	2:45.80
19	Arthur, Cameron	12	Aberdeen	2:45.84	38.22	1:21.01	2:03.55	2:45.84
20	Simpson, Owen	13	Aberdeen Per	2:46.33	39.58	1:20.90	2:04.42	2:46.33
21	Dick, Matthew	13	Aberdeen Dol	2:47.39	39.76	1:23.08	2:05.80	2:47.39
22	Mitchell, Kyle	11	Garioch	2:47.60	40.00	1:22.64	2:06.12	2:47.60
23	Brodie, Andrew I	13	Aberdeen Dol	2:47.63	39.04	1:23.40	2:07.28	2:47.63
24	Christie, Thomas G	13	Westhill	2:48.01	36.84	1:20.78	2:05.19	2:48.01
25	Lindsay, Callum	13	Glenrothes	2:48.32	40.29	1:23.59	2:07.76	2:48.32
26	Malcolm, Kai	13	Highland	2:50.06	40.55	1:23.58	2:09.18	2:50.06
27	Lennox, Kieran	11	Aberdeen Per	2:52.04	40.29	1:23.65	2:09.99	2:52.04
28	Broadley, Ryan	12	Broch	2:52.32	40.80	1:27.02	2:11.06	2:52.32
29	Janavicius, Deimantas	12	Broch	2:52.62	38.79	1:23.69	2:10.00	2:52.62
30	Tetlow, Fraser	11	Garioch	2:53.53	41.77	1:26.38	2:11.16	2:53.53
31	Komar, William	13	Aberdeen	2:54.28	39.80	1:24.27	2:09.44	2:54.28
32	Hayes, Ciaran	12	Aberdeen	2:55.37	41.82	1:26.76	2:11.52	2:55.37
33	Clark, Alex	12	Garioch	2:55.96	42.12	1:27.62	2:12.04	2:55.96



Event 402 Boys 14-15 200 Metre Backstroke


Name	Age	Club	Time	50	100	150	200
1 Muncey, Jack	14	Perth City	2:12.87	31.18	1:04.97	1:39.72	2:12.87
2 Tobiassen, Mats Fjogstad	15	Bryne SK	2:19.46	32.04	1:07.35	1:43.38	2:19.46
3 Allison, Angus	15	Inverleith	2:21.18	32.72	1:09.82	1:45.71	2:21.18
4 Gronfur, Aleksander	15	KSK	2:21.30	31.05	1:06.80	1:44.28	2:21.30
5 Lumsden, Kerr	14	Monifieth	2:22.62	32.61	1:09.40	1:47.67	2:22.62
6 Taylor, James	15	Aberdeen	2:23.62	32.76	1:09.06	1:46.70	2:23.62
7 Travis, Cameron	14	Aberdeen Per	2:24.00	32.19	1:09.23	1:47.51	2:24.00
8 Hale, Felix	14	Inverleith	2:25.18	33.61	1:10.06	1:47.67	2:25.18
9 Brown, Ethan	14	St Thomas	2:25.67	34.18	1:11.10	1:48.73	2:25.67
10 Chittleburgh, Samuel	15	Warrender Ba	2:26.44	33.87	1:11.48	1:50.00	2:26.44
11 Duncan, Ryan	14	St Thomas	2:29.63	34.90	1:12.64	1:51.33	2:29.63
12 Currie, Euan	14	Ythan	2:29.83	33.95	1:12.96	1:51.52	2:29.83
13 Coueslant, Archie C	15	Aberdeen Dol	2:30.15	33.49	1:10.79	1:50.01	2:30.15
14 Strachan, Ross	14	Aberdeen Per	2:33.03	36.47	1:16.11	1:55.85	2:33.03
15 Macmillan, Calum A	15	Westhill	2:33.53	35.76	1:13.71	1:54.45	2:33.53
16 Westre, Orjan	14	KSK	2:35.33	36.84	1:16.44	1:56.83	2:35.33
17 Robb, James	14	Warrender Ba	2:36.13	36.50	1:16.20	1:56.23	2:36.13
18 Sutherland, Ethan	14	Westhill	2:37.20	37.10	1:17.43	1:57.92	2:37.20
19 Peterson, Alasdair	14	Warrender Ba	2:38.17	37.12	1:17.52	1:59.00	2:38.17
20 Sorensen, Archie	14	Warrender Ba	2:38.24	37.96	1:18.17	1:59.18	2:38.24
21 Askari, Fahmad	14	Highland	2:38.30	36.01	1:17.25	1:57.48	2:38.30
22 Robertson, Euan	14	Westhill	2:38.78	36.46	1:17.09	1:57.95	2:38.78

Event 402 Boys 16 & Over 200 Metre Backstroke

Name	Age	Club	Time	50	100	150	200
1 Robertson, Ryan	16	Co Glasgow	2:11.86	31.24	1:05.69	1:39.65	2:11.86
2 Balfour, Thomas	17	Co Glasgow	2:13.74	31.22	1:05.72	1:39.91	2:13.74
3 Campbell, Lawrence	17	Co Glasgow	2:15.81	31.88	1:06.39	1:41.66	2:15.81
4 Eason, Logan	17	StirlingSwim	2:16.38	31.79	1:06.07	1:41.35	2:16.38
5 Pate, Kyle	18	Fins	2:17.10	30.75	1:05.02	1:41.37	2:17.10
6 Lovie, Iain	16	Broch	2:17.29	31.18	1:06.44	1:42.97	2:17.29
7 Samuelsen, Kristoffer	18	KSK	2:17.43	30.67	1:05.02	1:41.19	2:17.43
8 Johnson, Brendan	19	Aberdeen Per	2:21.54	32.38	1:08.44	1:45.32	2:21.54
9 Barnett, Ewan	16	Elgin	2:25.69	33.50	1:09.80	1:48.40	2:25.69
10 Beveridge, Alex	16	Aberdeen Per	2:28.95	34.54	1:12.17	1:50.69	2:28.95
11 Gumbrell, Euan	16	Co Glasgow	2:28.97	36.57	1:15.62	1:53.05	2:28.97
12 Gatton, Andrew	16	Highland	2:29.51	34.35	1:12.15	1:51.18	2:29.51

Event 403 Girls 11-13 200 Metre Freestyle

Name	Age	Club	Time	50	100	150	200
1 Shanahan, Katie	13	Co Glasgow	2:09.12	30.74	1:03.35	1:36.57	2:09.12
2 Wade, Saskia	12	Co Glasgow	2:15.32	31.03	1:05.45	1:41.06	2:15.32
3 Hay, Katie	13	Highland	2:18.25	31.40	1:05.73	1:42.34	2:18.25
4 Mason, Olivia	13	Warrender Ba	2:19.44	31.48	1:07.47	1:44.14	2:19.44
5 Gussing, Cecilia Diane	13	Bryne SK	2:20.50	31.92	1:07.02	1:43.45	2:20.50
6 Bailey, Katherine	13	Perth City	2:24.88	32.89	1:09.46	1:47.06	2:24.88
7 Perry, Sienna	13	Aberdeen Per	2:25.10	34.41	1:12.15	1:49.87	2:25.10
8 Taylor, Erin	12	Fins	2:25.21	33.00	1:10.22	1:48.60	2:25.21
9 Schulz, Jessica	13	Highland	2:26.54	34.18	1:12.02	1:49.65	2:26.54
10 Low, Milly	13	Aberdeen Per	2:26.94	33.91	1:11.75	1:50.24	2:26.94
11 Donald, Ines	12	Inverleith	2:27.24	33.33	1:11.49	1:50.63	2:27.24
12 Gourlay, Erin	13	Co Glasgow	2:27.89	33.41	1:11.39	1:50.38	2:27.89
13 Black, Rebecca	13	Warrender Ba	2:28.01	33.67	1:11.06	1:49.84	2:28.01
14 Cockburn, Katherine	13	Warrender Ba	2:28.69	33.57	1:11.83	1:50.98	2:28.69
15 Cockburn, Anna	13	Co Glasgow	2:29.13	33.62	1:11.63	1:50.61	2:29.13



16	Krawiec, Kaja	12	KSK	2:29.23	34.93	1:13.70	1:52.77	2:29.23
17	Geddes, Kate E	13	Aberdeen Dol	2:29.29	33.51	1:11.56	1:51.77	2:29.29
18	Juskowiak, Sophie	12	Fins	2:29.84	34.57	1:13.37	1:52.32	2:29.84
19	Glasgow, Aimee	13	Glenrothes	2:29.95	33.72	1:11.99	1:51.66	2:29.95
20	Osterhus, Kristina	13	KSK	2:30.42	34.39	1:13.17	1:52.99	2:30.42
21	Mackenzie, Johanna	12	Garioch	2:30.66	34.72	1:13.37	1:53.10	2:30.66
22	Bristo, Amy	13	Aberdeen Per	2:30.94	34.21	1:12.95	1:52.96	2:30.94
23	Bruce, Natalie	12	Broch	2:31.68	34.53	1:14.67	1:55.60	2:31.68
24	Cheyne, Amira	13	Garioch	2:32.52	35.77	1:15.08	1:54.31	2:32.52
25	Johnston, Cara	13	Warrender Ba	2:32.54	35.14	1:14.98	1:54.81	2:32.54
26	Gow, Nula	12	Garioch	2:32.57	35.27	1:15.83	1:55.63	2:32.57
27	Alexander, Lucy	13	Aberdeen Per	2:32.92	34.65	1:13.99	1:54.15	2:32.92
28	Inglis, Jennifer	13	Co Glasgow	2:35.40	36.35	1:16.16	1:56.24	2:35.40
29	Menzies, Isla	13	Huntly	2:35.89	34.76	1:14.58	1:56.03	2:35.89
*30	Reynard, Maya L	13	Aberdeen Dol	2:36.70	35.80	1:17.96	2:01.53	2:36.70
*30	Murray, Jessica	13	Warrender Ba	2:36.70	33.81	1:13.44	1:54.95	2:36.70
32	Taylor, Jennifer	13	Aberdeen	2:36.90	34.59	1:15.47	1:56.74	2:36.90
33	Nicolson, Hannah	12	StirlingSwim	2:38.55	35.65	1:16.21	1:58.05	2:38.55
34	Staal, Hannah	12	Cupar	2:40.36	35.03	1:16.40	2:00.07	2:40.36
35	Beattie, Elise	13	Upper Deesid	2:40.93	35.52	1:15.97	1:59.47	2:40.93
36	Allan, Laura	13	Garioch	2:41.18	35.73	1:16.58	1:59.75	2:41.18
37	Watt, Madeleine	13	Stonehaven	2:43.60	36.64	1:18.13	2:01.14	2:43.60
38	Fleming, Lucy	13	Dun City Aqu	2:45.48	35.79	1:17.51	2:02.05	2:45.48

Event 403 Girls 14-15 200 Metre Freestyle

Name	Age	Club	Time	50	100	150	200	
1	Wetherell, Lauren	15	Co Glasgow	2:08.42	30.07	1:02.02	1:35.09	2:08.42
2	Bain, Alicea	15	Aberdeen Per	2:11.49	30.34	1:03.91	1:37.51	2:11.49
3	McMillan, Elle	15	St Thomas	2:16.10	31.61	1:05.80	1:40.98	2:16.10
4	Hall, Kailyn	14	Aberdeen Per	2:17.22	31.86	1:06.44	1:42.12	2:17.22
5	Endregaard, Emma B	14	MadlaSK	2:17.42	31.87	1:07.00	1:42.35	2:17.42
6	Wright, Annabelle	15	Alford Otter	2:17.47	31.89	1:06.59	1:42.42	2:17.47
7	Greenshields, Alisha	14	Co Glasgow	2:17.80	31.14	1:06.17	1:41.87	2:17.80
8	Shulman, Rebecca	15	Warrender Ba	2:17.98	33.10	1:08.57	1:45.08	2:17.98
9	Beattie, Louise	14	Highland	2:19.66	31.51	1:06.69	1:43.05	2:19.66
10	Slessor, Anya	14	Aberdeen Per	2:20.60	31.80	1:07.41	1:44.06	2:20.60
11	McPartland, Emma	14	Perth City	2:21.23	32.54	1:08.76	1:45.31	2:21.23
12	Sutherland, Catriona	14	Elgin	2:21.42	31.93	1:07.79	1:44.95	2:21.42
13	Sutherland, Elle	15	Westhill	2:22.05	32.46	1:08.76	1:45.88	2:22.05
14	McGee, Erin P	14	Co Glasgow	2:23.20	33.13	1:09.40	1:46.57	2:23.20
15	Boddie, Catherine	14	Garioch	2:23.50	32.77	1:09.57	1:47.48	2:23.50
16	Carns, Jessica C	14	Aberdeen Dol	2:27.09	34.15	1:11.63	1:49.84	2:27.09
17	Taylor, Megan L	14	Westhill	2:27.39	33.39	1:10.89	1:49.03	2:27.39
18	Belotti, Kiana	14	Warrender Ba	2:27.50	34.04	1:12.11	1:50.34	2:27.50
19	McEwen, Emily	14	Warrender Ba	2:27.63	33.61	1:12.53	1:51.14	2:27.63
20	Eriksson, Sasha	14	Upper Deesid	2:29.08	33.52	1:11.19	1:49.93	2:29.08



Event 403 Girls 16 & Over 200 Metre Freestyle

Name	Age	Club	Time	50	100	150	200
1 Miley, Hannah L	28	Aberdeen Per	2:05.01	29.80	1:01.62	1:33.70	2:05.01
2 Alcaras, Alice	17	Aberdeen Per	2:06.84	30.11	1:02.16	1:34.39	2:06.84
3 Storstein, Maria	17	KSK	2:07.53	30.74	1:02.94	1:35.95	2:07.53
4 Leifsen, Ingrid	16	Haugesund	2:10.10	30.16	1:03.97	1:37.67	2:10.10
5 Reid, Rebecca	16	Aberdeen	2:10.86	30.42	1:03.65	1:37.36	2:10.86
6 Griffiths, Kirsty	16	Co Glasgow	2:11.75	31.20	1:04.42	1:38.64	2:11.75
7 Vestre, Christina	18	KSK	2:15.16	30.98	1:05.07	1:40.47	2:15.16
8 Stangeland, Ingeborg Muri	17	Bryne SK	2:17.67	32.44	1:07.84	1:43.19	2:17.67
9 Endregaard, Julie B	17	MadlaSK	2:18.80	30.48	1:04.80	1:41.01	2:18.80
10 Ostenstad, Emma	17	KSK	2:21.25	31.80	1:07.28	1:44.06	2:21.25
11 Klette, Anne S	16	MadlaSK	2:22.48	32.37	1:08.63	1:46.25	2:22.48
12 Engvall, Thea	16	KSK	2:29.46	33.17	1:10.34	1:49.64	2:29.46

Event 404 Boys 11-13 50 Metre Breaststroke

Name	Age	Club	Time	Name	Age	Club	Time
1 Anderson, Tony	13	Co Glasgow	33.77	26 Simpson, Owen	13	Aberdeen Per	42.00
2 Campbell, Leon	13	StirlingSwim	35.56	27 Dick, Matthew	13	Aberdeen Dol	42.01
3 Fraser, James	13	Aberdeen Per	35.72	28 Komar, William	13	Aberdeen	43.04
4 Holm, Eskil	13	KSK	35.90	29 Gray, Ben	12	Inverleith	43.05
5 King, Ryan	13	Glenrothes	35.91	30 Janavicius, Deimantas	12	Broch	43.27
6 Brechenser, Kieran M	13	Aberdeen Dol	36.11	31 Broadley, Ryan	12	Broch	43.54
7 Bremner, Finn	13	Warrender Ba	37.07	32 Campbell, Andrew J	13	Thurso	43.60
8 Sutherland, Lewis G	13	Highland	37.21	33 Clubb, Finlay M	12	Aberdeen Dol	43.74
9 Taylor, Jon	13	Aberdeen Per	37.94	34 Ward, Logan	12	Glenrothes	43.84
10 Fuller, Freddie	13	Warrender Ba	38.37	35 Sutherland, Charlie R	12	Highland	43.90
11 van Blerk, Micah	12	Perth City	38.53	36 Smyth, David	12	Glenrothes	44.14
12 Lindsay, Callum	13	Glenrothes	38.72	37 Dines, Brodie	13	Aberdeen Per	44.83
13 Ward, Logan J	13	Aberdeen Dol	39.04	38 Lennox, Kieran	11	Aberdeen Per	44.91
14 Cairney, Calum	13	Ythan	39.70	39 Drainer, Sam	13	Inverleith	45.09
15 Henry, Chester	13	Highland	39.87	40 Jovicic, Aleksandar	12	Aberdeen	45.25
16 Macmillan, Philip J	13	Westhill	39.89	41 Hayes, Ciaran	12	Aberdeen	45.33
17 Stewart, Connor	12	StirlingSwim	40.34	42 Tetlow, Fraser	11	Garioch	45.57
18 Froyland-Jensen, Amund	12	KSK	40.55	43 Urquhart, Bailey	12	Highland	46.77
19 Skakle, Michael	12	Inverleith	40.76	44 Milner, Joseph	12	Aberdeen Dol	46.94
20 Fontaine, Soren	12	Aberdeen	41.19	45 Drainer, Joshua	11	Inverleith	46.95
21 Younger, Adam	12	Glenrothes	41.22	46 Watt, James	12	Aberdeen Per	47.18
22 Gibson, Jake	12	Broch	41.45	47 Hall, Daniel	11	Aberdeen Per	47.44
23 Arthur, Cameron	12	Aberdeen	41.46	48 Hall, Greg	11	Aberdeen Per	47.59
24 Clark, Alex	12	Garioch	41.56	--- Chirnside, Isaac	12	Garioch	DQ
25 Dickson, Murray	11	StirlingSwim	41.86				

Event 404 Boys 14-15 50 Metre Breaststroke

Name	Age	Club	Time	Name	Age	Club	Time
1 Cousins, Finley	15	Aberdeen Per	31.46	12 Stewart, Finlay	14	Warrender Ba	36.36
2 Goodfellow, Theo	15	Fins	32.58	13 Brown, Ethan	14	St Thomas	36.48
3 Anfinnsen, Viktor	15	Bryne SK	33.03	14 Quantrill, Jamie	14	Alford Otter	36.71
4 Weir, Lucas	15	Highland	34.22	15 Currie, Euan	14	Ythan	36.77
5 Milner, Nicholas	14	Aberdeen Dol	34.32	16 Scott, Finlay	14	Warrender Ba	36.80
6 Mitchell, Joshua	15	Unattached	34.40	17 Brown, Matthew	14	Aberdeen Per	37.16
7 Wallace, Finlay	14	St Thomas	34.58	18 Duncan, Ryan	14	St Thomas	37.52
8 Brown, Calvin	14	Elgin	35.02	19 Bore, Emil Bjørnsen	15	Bryne SK	37.55
9 Bittle, Matthew	14	Perth City	35.08	20 Stewart, Darryl	14	Aberdeen Per	37.67
10 Dickson, Bruce	15	StirlingSwim	35.43	21 Baillie, Findlay	15	Cupar	37.84
11 Sharpe, Cameron	14	Aberdeen Per	35.56	22 Askari, Fahmad	14	Highland	37.97



Event 404 Boys 16 & Over 50 Metre Breaststroke


Name	Age	Club	Time	Name	Age	Club	Time
1 Hagan, Max	17	Co Glasgow	30.22	14 Ferguson, Chris J	36	Silver City	32.59
2 Watson, Eddie A	21	Aberdeen Dol	30.26	15 Stowe, Arran	19	Fins	32.63
3 Muir, Cameron	19	Co Glasgow	30.64	16 Clements, Michael J	26	Aberdeen Dol	32.73
4 MacDougall, Scott	23	Aberdeen Dol	30.66	17 Roberts, Gavin	18	Co Glasgow	32.91
*5 Barnett, Gregor	17	Elgin	30.68	18 Stacey, Harry	18	Aberdeen Per	33.14
*5 Neally, Ross	18	Co Glasgow	30.68	19 Sutherland, Finlay	16	Highland	33.39
7 Burns, Ross	19	Hamilton	31.32	20 McGraw, Nathan	16	Co Glasgow	33.40
8 Betout, Youssef	18	Co Glasgow	31.42	21 Baggott, Sam J	17	Halesowen	33.88
9 Pate, Kyle	18	Fins	31.71	22 Munkejord, Stian	16	KSK	34.29
10 Nicol, Angus	16	Co Glasgow	31.78	23 Smedley, Greg	32	Silver City	34.36
11 McMillan, Innes	17	Aberdeen Dol	31.98	24 Lewis, Sam	16	Fins	34.44
12 Eason, Jamie	20	Aberdeen Per	32.11	25 Gumbrell, Euan	16	Co Glasgow	34.71
13 Duncan, Jacob	18	Highland	32.13	26 Smith, David C	25	Aberdeen Dol	36.62

Event 405 Girls 11-13 50 Metre Butterfly

Name	Age	Club	Time	Name	Age	Club	Time
1 Shanahan, Katie	13	Co Glasgow	30.72	27 Allan, Laura	13	Garioch	34.30
2 Yule, Isla	13	Banchory	30.82	28 Fleming, Lucy	13	Dun City Aqu	34.54
3 Yuda, Faith	13	Stonehaven	31.04	29 Bristo, Amy	13	Aberdeen Per	34.62
4 Gussing, Cecilia Diane	13	Bryne SK	31.69	30 Reeves, Martha	12	Menzieshill	34.63
5 Parker, Ellie	13	Monifieth	31.85	*31 Reece, Laura L	12	Aberdeen Dol	34.71
6 Bailey, Katherine	13	Perth City	31.90	*31 Cassidy, Kate	13	Aberdeen Per	34.71
7 Murray, Laura	13	StirlingSwim	31.93	33 Ligtendag, Faye	12	Stonehaven	35.20
8 McMillan, Jacqueline	13	Glenrothes	31.96	34 Low, Milly	13	Aberdeen Per	35.25
9 Sandvold, Inger	13	MadlaSK	32.91	35 Gow, Nula	12	Garioch	35.28
10 Hay, Katie	13	Highland	32.93	36 Johnston, Cara	13	Warrender Ba	35.53
11 Clarke, Lucy	13	Monifieth	32.95	37 Schulz, Jessica	13	Highland	35.63
12 Glasgow, Aimee	13	Glenrothes	32.98	38 Staal, Hannah	12	Cupar	35.71
13 MacLeod, Olivia	12	Highland	33.04	39 Fraser, Amy	13	Ythan	35.93
14 Gillespie, Ceri	12	Garioch	33.06	40 Riach, Jessica	13	Broch	36.00
15 Cheyne, Amira	13	Garioch	33.09	41 McDonald, Lucy	13	Inverleith	36.02
16 Taylor, Erin	12	Fins	33.11	42 Gourlay, Erin	13	Co Glasgow	36.21
17 Campbell, Katy A	12	Aberdeen Dol	33.16	43 Nicolson, Hannah	12	StirlingSwim	36.58
18 Geddes, Kate E	13	Aberdeen Dol	33.37	44 Spedding, Molly	12	Aberdeen Dol	36.88
19 Bain, Sophie	12	Aberdeen Per	33.39	45 Wood, Claire	13	Highland	37.14
20 Blair, Liberty	13	StirlingSwim	33.41	46 Osterhus, Kristina	13	KSK	37.31
21 Glennie, Isla	13	Alford Otter	33.59	47 Bruce, Natalie	12	Broch	37.59
22 Cathro, Finlay	12	Glenrothes	33.64	*48 Alexander, Lucy	13	Aberdeen Per	38.19
23 Coia-Gamble, Kaitlin	13	Highland	33.77	*48 Clarke, Olivia	13	Dun City Aqu	38.19
24 Brown, Darcey	11	St Thomas	34.05	50 Krawiec, Kaja	12	KSK	42.02
25 Reynard, Maya L	13	Aberdeen Dol	34.16	--- Menzies, Isla	13	Huntly	DQ
26 Taylor, Lauren	12	Co Glasgow	34.26				

Event 405 Girls 14-15 50 Metre Butterfly

Name	Age	Club	Time	Name	Age	Club	Time
1 Slessor, Anya	14	Aberdeen Per	29.25	11 Nilsen, Mari	14	Haugesund	31.17
2 Willumsen, Marthe C	15	MadlaSK	29.34	12 Wetherell, Lauren	15	Co Glasgow	31.35
3 MacDougall, Charlie	15	Aberdeen Per	29.64	*13 Wood, Maree	15	Highland	31.51
4 Alcaras, Gaia	15	Aberdeen Per	29.72	*13 Dolenc Luznar, Neza	14	Fins	31.51
5 Murray, Elaine	15	Broch	29.74	15 Brown, Blythe	14	St Thomas	31.52
6 Vestre, Helene O	14	Haugesund	30.14	16 Beattie, Louise	14	Highland	31.78
7 Dodds, Caitlyn	15	Fins	30.34	*17 Carns, Jessica C	14	Aberdeen Dol	31.82
8 Endregaard, Emma B	14	MadlaSK	30.46	*17 Ogg, Nicole M	15	Aberdeen Dol	31.82
9 MacDonald, Mairi	14	Aberdeen Per	31.03	19 MacLeod, Rachel	14	Warrender Ba	31.83
10 Newlands, Georgie	15	Elgin	31.12	20 Rosie, Caitlin	14	Stonehaven	31.88



21	Kane, Francesca	15	Warrender Ba	31.92
22	Wisely, Daisy	15	Highland	32.00
23	Johnston, Isla	15	Aberdeen Per	32.27
24	Ali, Yasmin	14	Warrender Ba	32.55
25	Reid, Anna	15	Highland	32.90
26	Shaw, Toni	14	Aberdeen Per	32.99
*27	Bowie, Rhona M	15	Aberdeen Dol	33.02

*27	Officer, Georgia	14	Elgin	33.02
29	Fishenden, Emma	15	Highland	33.35
30	Riach, Emily	15	Ythan	33.58
31	Macdougall, Ellie Kate	14	Highland	33.63
32	Morland, Scarlett	14	Highland	34.91
33	Boddie, Catherine	14	Garioch	35.01
34	Brewis, Rebecca S	14	Westhill	35.41

Event 405 Girls 16 & Over 50 Metre Butterfly

Name	Age	Club	Time
1	Perry, Yasmin	17	Aberdeen Per 27.94
2	Christie, Jessica	21	Westhill 28.38
3	Iheagwaram, Serena	16	Co Glasgow 28.86
4	Leifsen, Ingrid	16	Haugesund 29.14
5	Miley, Hannah L	28	Aberdeen Per 29.48
6	Onal, Gulsum	19	Co Glasgow 29.74
7	Endregaard, Julie B	17	MadlaSK 29.75

Name	Age	Club	Time
8	Storstein, Maria	17	KSK 30.10
9	Adams, Orla L	23	Aberdeen Per 30.18
10	Strang, Stephanie	19	Fins 31.56
11	Thoms, Madeleine	17	Aberdeen Dol 31.58
12	McIntosh, Kelly	28	Silver City 32.52
13	Ostenstad, Emma	17	KSK 32.79
14	Magnussen, Kristin Nygård	16	Bryne SK 33.04

Event 406 Boys 11-13 100 Metre Butterfly


Name	Age	Club	Time	50	100
1	Brechenser, Kieran M	13	Aberdeen Dol 1:08.78	32.24	1:08.78
2	Harley, Harris	13	St Thomas 1:09.58	32.14	1:09.58
3	Rose, Calum	13	Warrender Ba 1:09.59	33.05	1:09.59
4	Taylor, Jon	13	Aberdeen Per 1:10.75	33.08	1:10.75
5	Ward, Logan J	13	Aberdeen Dol 1:11.27	32.62	1:11.27
6	Taylor, Sam	13	Aberdeen Per 1:11.38	33.20	1:11.38
7	Campbell, Nathan	13	StirlingSwim 1:11.86	32.86	1:11.86
8	Mackinnon, Alex	13	Co Glasgow 1:14.46	33.84	1:14.46
9	Smyth, Scott	13	Glenrothes 1:14.60	33.85	1:14.60
10	Dickson, Murray	11	StirlingSwim 1:16.13	35.72	1:16.13
11	McMillan, Matthew	11	Glenrothes 1:16.23	35.98	1:16.23
12	Liversedge, Corey	13	Upper Deesid 1:16.57	33.28	1:16.57
13	Clubb, Finlay M	12	Aberdeen Dol 1:17.12	35.71	1:17.12
14	Mitchell, Kyle	11	Garioch 1:17.52	37.12	1:17.52
15	Macmillan, Philip J	13	Westhill 1:19.05	36.19	1:19.05
16	Brodie, Andrew I	13	Aberdeen Dol 1:19.67	36.95	1:19.67
17	Gibson, Jake	12	Broch 1:19.73	36.02	1:19.73
18	Pitblado, Ross	13	Glenrothes 1:19.98	36.52	1:19.98
19	Broadley, Ryan	12	Broch 1:21.33	38.00	1:21.33
20	Malcolm, Kai	13	Highland 1:22.13	37.29	1:22.13
21	Janavicius, Deimantas	12	Broch 1:22.37	36.92	1:22.37
22	Younger, Adam	12	Glenrothes 1:22.59	36.68	1:22.59
23	Fraser, James	13	Aberdeen Per 1:22.83	37.36	1:22.83
24	Christie, Thomas G	13	Westhill 1:23.04	36.75	1:23.04
25	Wood, Jacob	12	Elgin 1:23.10	39.14	1:23.10
26	Tetlow, Fraser	11	Garioch 1:25.25	38.61	1:25.25
27	Clark, Alex	12	Garioch 1:25.86	40.64	1:25.86
28	Drainer, Joshua	11	Inverleith 1:26.14	37.89	1:26.14
29	Brown, Lucas	12	Elgin 1:26.42	38.90	1:26.42
30	Campbell, Andrew J	13	Thurso 1:26.71	38.41	1:26.71
31	Stewart, Alexander	12	Highland 1:27.41	41.94	1:27.41
32	Ratray, Ryan	12	Aberdeen Per 1:28.07	39.19	1:28.07
33	Gray, Ben	12	Inverleith 1:28.64	40.77	1:28.64
34	Ward, Irvine J	11	Aberdeen Dol 1:31.26	41.12	1:31.26


Event 406 Boys 14-15 100 Metre Butterfly

Name	Age	Club	Time	50	100
1 Tobiassen, Mats Fjogstad	15	Bryne SK	59.41	28.09	59.41
2 Arthur, Andrew	15	Aberdeen	1:02.51	28.93	1:02.51
3 Gronfur, Aleksander	15	KSK	1:02.89	28.16	1:02.89
4 Shoghl, Fabian	15	MadlaSK	1:03.47	28.97	1:03.47
5 Taylor, James	15	Aberdeen	1:04.04	29.58	1:04.04
6 Cousins, Finley	15	Aberdeen Per	1:04.49	29.94	1:04.49
7 Wallace, Finlay	14	St Thomas	1:05.81	31.43	1:05.81
8 Travis, Cameron	14	Aberdeen Per	1:06.64	30.74	1:06.64
9 Lumsden, Kerr	14	Monifieth	1:06.75	30.72	1:06.75
10 Hepworth, Elliott	15	Aberdeen Per	1:06.98	30.95	1:06.98
11 Lawlor, Louis	15	Co Glasgow	1:07.24	31.37	1:07.24
12 Mitchell, Joshua	15	Unattached	1:07.25	31.01	1:07.25
13 Duncan, Ryan	14	St Thomas	1:07.41	31.58	1:07.41
14 Macmillan, Calum A	15	Westhill	1:08.12	31.24	1:08.12
15 Coueslant, Archie C	15	Aberdeen Dol	1:08.29	30.56	1:08.29
16 Stewart, Finlay	14	Warrender Ba	1:09.34	32.15	1:09.34
17 Chittleburgh, Samuel	15	Warrender Ba	1:09.65	30.97	1:09.65
18 Peterson, Alasdair	14	Warrender Ba	1:09.84	31.71	1:09.84
19 Strang, Michael	14	Fins	1:10.26	32.27	1:10.26
20 Johnson, Ross	15	Banchory	1:10.84	32.06	1:10.84
21 Currie, Euan	14	Ythan	1:10.86	33.08	1:10.86
22 Strachan, Ross	14	Aberdeen Per	1:12.07	34.11	1:12.07
23 Sharpe, Cameron	14	Aberdeen Per	1:15.56	34.24	1:15.56
24 Scott, Finlay	14	Warrender Ba	1:17.43	34.55	1:17.43
25 Stewart, Darryl	14	Aberdeen Per	1:17.93	34.35	1:17.93

Event 406 Boys 16 & Over 100 Metre Butterfly

Name	Age	Club	Time	50	100
1 Beeley, Tom	18	Aberdeen Per	56.17	26.79	56.17
2 Stacey, Harry	18	Aberdeen Per	58.14	26.99	58.14
3 McIntosh, Stuart A	24	Aberdeen Dol	59.29	29.60	59.29
4 Nicol, Angus	16	Co Glasgow	1:00.27	28.80	1:00.27
5 Balfour, Thomas	17	Co Glasgow	1:00.74	28.62	1:00.74
6 Samuelson, Kristoffer	18	KSK	1:01.17	27.95	1:01.17
7 McMillan, Innes	17	Aberdeen Dol	1:01.46	28.44	1:01.46
8 Hokling, Håvard	16	MadlaSK	1:03.25	28.97	1:03.25
9 Houette, Louis	17	Aberdeen Dol	1:03.71	29.63	1:03.71
10 Johnson, Brendan	19	Aberdeen Per	1:03.97	29.95	1:03.97
11 Gatton, Andrew	16	Highland	1:04.14	30.16	1:04.14
12 Sutherland, Finlay	16	Highland	1:04.66	29.87	1:04.66
13 Stowe, Arran	19	Fins	1:04.72	30.26	1:04.72
14 Skakle, Angus	17	Inverleith	1:04.76	29.31	1:04.76
15 Neally, Ross	18	Co Glasgow	1:05.22	29.36	1:05.22
16 Smith, David C	25	Aberdeen Dol	1:06.14	30.28	1:06.14
17 Pate, Euan	17	Fins	1:06.53	30.95	1:06.53
18 Lovie, Iain	16	Broch	1:06.61	30.56	1:06.61
19 Rennie, Iain	18	Aberdeen Per	1:07.73	30.39	1:07.73
20 Morrison, Conner	20	Aberdeen Per	1:10.06	30.81	1:10.06


Event 407 Girls 11-13 100 Metre Backstroke

Name	Age	Club	Time	50	100
1 McQueenie, Elise	13	Co Glasgow	1:08.37	33.52	1:08.37
2 McMillan, Jacqueline	13	Glenrothes	1:09.73	34.13	1:09.73
3 Sandvold, Inger	13	MadlaSK	1:12.40	35.21	1:12.40
4 Wade, Saskia	12	Co Glasgow	1:12.96	34.70	1:12.96
5 Armstrong, Abbie	12	Dun City Aqu	1:14.03	35.57	1:14.03
6 Parker, Ellie	13	Monifieth	1:14.58	35.11	1:14.58
7 Cheyne, Amira	13	Garioch	1:14.60	36.84	1:14.60
8 Low, Milly	13	Aberdeen Per	1:14.63	36.02	1:14.63
9 Gillespie, Ceri	12	Garioch	1:14.83	37.03	1:14.83
*10 Geddes, Kate E	13	Aberdeen Dol	1:15.49	36.45	1:15.49
*10 Hill, Sarah E	11	Aberdeen Dol	1:15.49	37.18	1:15.49
12 Perry, Sienna	13	Aberdeen Per	1:15.84	37.27	1:15.84
13 Lee, Esme	11	Fins	1:16.25	36.42	1:16.25
14 Farrands, Kirsty	13	Alford Otter	1:17.18	37.05	1:17.18
15 Coia-Gamble, Kaitlin	13	Highland	1:17.45	37.02	1:17.45
*16 Ross, Hannah E	13	Westhill	1:17.75	37.37	1:17.75
*16 Black, Rebecca	13	Warrender Ba	1:17.75	38.12	1:17.75
18 Henderson, Rhianna	12	Fins	1:17.78	37.22	1:17.78
19 Mason, Olivia	13	Warrender Ba	1:17.82	37.94	1:17.82
20 Blair, Liberty	13	StirlingSwim	1:17.89	37.75	1:17.89
21 Cockburn, Anna	13	Co Glasgow	1:18.00	37.71	1:18.00
22 Cockburn, Katherine	13	Warrender Ba	1:18.55	37.91	1:18.55
23 Johnston, Lilly	12	Elgin	1:18.73	38.66	1:18.73
24 Yuda, Faith	13	Stonehaven	1:18.90	37.79	1:18.90
25 Alexander, Lucy	13	Aberdeen Per	1:18.98	38.60	1:18.98
26 Nairn, Jessica	13	Elgin	1:19.19	38.24	1:19.19
27 Taylor, Jennifer	13	Aberdeen	1:19.45	38.29	1:19.45
28 McDonald, Lucy	13	Inverleith	1:19.67	38.91	1:19.67
29 Glennie, Isla	13	Alford Otter	1:20.00	37.82	1:20.00
30 Cathro, Finlay	12	Glenrothes	1:21.20	40.01	1:21.20
31 Reece, Laura L	12	Aberdeen Dol	1:21.38	40.90	1:21.38
32 Bristo, Amy	13	Aberdeen Per	1:21.44	39.42	1:21.44
33 Calder, Lisa-Marie	12	Broch	1:21.50	38.83	1:21.50
*34 Whelan Duenas, Fabiana	12	Garioch	1:21.87	39.51	1:21.87
*34 Bromham, Megan	12	Highland	1:21.87	39.49	1:21.87
36 Riach, Jessica C	13	Ythan	1:21.89	38.86	1:21.89
37 Cheshire, Maya	11	Elgin	1:22.25	39.60	1:22.25
*38 Watt, Madeleine	13	Stonehaven	1:22.50	40.03	1:22.50
*38 Clarke, Olivia	13	Dun City Aqu	1:22.50	39.59	1:22.50
40 Murray, Jessica	13	Warrender Ba	1:22.57	39.46	1:22.57
41 Hale, Sasha	12	Inverleith	1:22.66	39.19	1:22.66
42 Gow, Nula	12	Garioch	1:22.72	41.15	1:22.72
43 Buchan, Nicole	13	Aberdeen Per	1:22.80	41.15	1:22.80
44 Christie, Cara	12	Elgin	1:24.17	40.72	1:24.17
45 Beaton, Jessica	11	Aberdeen	1:24.44	40.42	1:24.44
46 Ligtendag, Faye	12	Stonehaven	1:24.79	41.35	1:24.79
47 Fleming, Lucy	13	Dun City Aqu	1:25.74	41.61	1:25.74
48 Penman, Rose	12	Inverleith	1:25.94	42.28	1:25.94
49 Staal, Hannah	12	Cupar	1:25.98	41.17	1:25.98
50 Ligtendag, Gemma	12	Stonehaven	1:27.65	42.76	1:27.65
51 Bruce, Natalie	12	Broch	1:27.95	43.60	1:27.95
52 Brown, Darcey	11	St Thomas	1:28.29	41.93	1:28.29
53 Darroch, Rianna	12	Highland	1:29.01	42.91	1:29.01
54 MacLeod, Olivia	12	Highland	1:29.17	45.11	1:29.17
55 Spedding, Molly	12	Aberdeen Dol	1:29.86	43.86	1:29.86



Event 407 Girls 11-13 100 Metre Backstroke Swim-off

Name	Age	Club	Time
1 Geddes, Kate E	13	Aberdeen Dol	1:13.96
2 Hill, Sarah E	11	Aberdeen Dol	1:16.06

Event 407 Girls 14-15 100 Metre Backstroke

Name	Age	Club	Time	50	100
1 Dodds, Caitlyn	15	Fins	1:08.12	33.36	1:08.12
2 Shand, Holly J	14	Elgin	1:09.24	34.20	1:09.24
3 MacDonald, Mairi	14	Aberdeen Per	1:10.49	33.81	1:10.49
4 Murray, Elaine	15	Broch	1:10.68	34.07	1:10.68
5 Beattie, Louise	14	Highland	1:11.18	33.60	1:11.18
6 Wood, Maree	15	Highland	1:12.07	34.24	1:12.07
7 Sutherland, Catriona	14	Elgin	1:12.08	34.62	1:12.08
8 Kellas, Ailsa	14	Glenrothes	1:12.95	35.24	1:12.95
9 Belotti, Kiana	14	Warrender Ba	1:13.24	35.03	1:13.24
10 Brown, Blythe	14	St Thomas	1:13.61	34.97	1:13.61
11 Wetherell, Lauren	15	Co Glasgow	1:14.07	36.22	1:14.07
12 O'Connor, Erin	14	Fins	1:14.16	34.94	1:14.16
13 Newlands, Georgie	15	Elgin	1:14.57	36.92	1:14.57
14 Shulman, Rebecca	15	Warrender Ba	1:14.62	37.18	1:14.62
15 Rosie, Caitlin	14	Stonehaven	1:14.68	36.44	1:14.68
16 Wright, Annabelle	15	Alford Otter	1:15.52	36.88	1:15.52
17 Reid, Anna	15	Highland	1:15.74		
18 Kane, Francesca	15	Warrender Ba	1:16.82	35.98	1:16.82
19 Morland, Scarlett	14	Highland	1:16.84	36.12	1:16.84
20 Blance, Jean	14	Orkney	1:17.44	37.88	1:17.44
21 Williamson, Charlotte	14	Cupar	1:17.97	38.62	1:17.97
22 Åsheim, Oda	15	Bryne SK	1:19.24	38.86	1:19.24
23 McEwen, Emily	14	Warrender Ba	1:19.74	38.38	1:19.74
24 Eriksson, Sasha	14	Upper Deesid	1:19.79	38.29	1:19.79
25 Lumsden, Ruby	14	Banchory	1:22.11	38.99	1:22.11

Event 407 Girls 16 & Over 100 Metre Backstroke

Name	Age	Club	Time	50	100
1 McIntosh, Caroline	18	Aberdeen Per	1:06.78	32.02	1:06.78
2 Miley, Hannah L	28	Aberdeen Per	1:07.11	33.21	1:07.11
3 Alcaras, Alice	17	Aberdeen Per	1:07.22	33.20	1:07.22
4 Griffiths, Kirsty	16	Co Glasgow	1:08.46	33.38	1:08.46
5 Lumsden, Alicia	17	Banchory	1:08.70	32.68	1:08.70
6 Fraser, Sarah	16	Aberdeen Per	1:09.88	33.66	1:09.88
7 Klette, Anne S	16	MadlaSK	1:10.92	34.38	1:10.92
8 Vestre, Christina	18	KSK	1:13.29	35.19	1:13.29

Event 408 Boys 11-13 400 Metre Freestyle

Name	Age	Club	Time	50	100	150	200	250	300	350	400
1 Anderson, Tony	13	Co Glasgow	4:36.91	29.56	1:03.14	1:38.00	2:13.30	2:49.66	3:26.37	4:02.55	4:36.91
2 Taylor, Jon	13	Aberdeen Per	4:43.00	31.62	1:05.01	1:41.45	2:18.39	2:54.90	3:32.15	4:08.63	4:43.00
3 Campbell, Leon	13	StirlingSwim	4:43.20	31.65	1:06.48	1:42.90	2:19.59	2:56.62	3:33.98	4:09.44	4:43.20
4 Bremner, Finn	13	Warrender Ba	4:50.11	35.80	1:13.97	1:50.94	2:26.78	3:03.56	3:39.87	4:14.82	4:50.11
5 Froyland-Jensen, Amund	12	KSK	4:51.09	32.50	1:09.48	1:46.84	2:24.06	3:00.95	3:38.35	4:15.38	4:51.09
6 Stewart, Connor	12	StirlingSwim	4:54.96	32.53	1:09.70	1:47.44	2:25.66	3:03.41	3:41.66	4:19.44	4:54.96
7 Instebo, Johan	13	KSK	4:56.50	34.31	1:12.13	1:49.10	2:26.34	3:03.75	3:41.73	4:19.42	4:56.50
8 Harley, Harris	13	St Thomas	4:56.69	32.67	1:09.13	1:46.96	2:25.01	3:03.50	3:42.13	4:21.05	4:56.69
9 Fraser, James	13	Aberdeen Per	5:00.13	31.81	1:08.86	1:46.85	2:26.37	3:04.32	3:43.30	4:22.29	5:00.13



10	Dines, Brodie	13	Aberdeen Per	5:00.72	33.06	1:11.25	1:49.89	2:28.67	3:07.93	3:46.53	4:25.08	5:00.72
11	MacFarlane, Struan	13	StirlingSwim	5:00.80	33.49	1:11.43	1:50.08	2:28.73	3:07.80	3:46.61	4:25.18	5:00.80
12	Fuller, Freddie	13	Warrender Ba	5:01.64	32.37	1:09.28	1:47.09	2:25.06	3:04.81	3:44.75	4:24.60	5:01.64
13	Campbell, Nathan	13	StirlingSwim	5:04.40	33.55	1:11.27	1:50.39	2:29.88	3:08.58	3:48.09	4:26.34	5:04.40
14	Coull, James C	13	Westhill	5:04.67	33.26	1:10.06	1:47.38	2:25.14	3:04.30	3:44.44	4:24.93	5:04.67
15	Gibson, Jake	12	Broch	5:06.28	35.66	1:15.80	1:54.83	2:34.07	3:13.13	3:52.12	4:30.23	5:06.28
16	Komar, William	13	Aberdeen	5:08.97	34.24	1:12.63	1:51.85	2:31.05	3:10.25	3:50.76	4:30.20	5:08.97
17	Kirkpatrick, Daniel	13	Orkney	5:09.59	34.31	1:12.72	1:52.97	2:32.36	3:12.65	3:52.34	4:32.26	5:09.59
18	Sutherland, Lewis G	13	Highland	5:11.44	34.86	1:13.53	1:53.18	2:31.96	3:12.61	3:52.69	4:33.27	5:11.44
19	Macmillan, Philip J	13	Westhill	5:14.25	34.87	1:13.70	1:53.87	2:33.93	3:14.20	3:55.11	4:36.20	5:14.25
20	MacDonald, Calvin	11	Aberdeen Per	5:15.72	35.91	1:16.36	1:57.28	2:38.21	3:19.18	3:58.58	4:37.66	5:15.72
21	Wardlaw, Blair	13	Fins	5:16.58	33.66	1:12.44	1:51.60	2:32.16	3:13.57	3:54.78	4:34.80	5:16.58
22	Pitblado, Ross	13	Glenrothes	5:19.68	34.66	1:14.99	1:55.89	2:36.22	3:17.99	3:59.76	4:41.22	5:19.68
23	Clark, Alex	12	Garioch	5:19.88	36.06	1:17.15	1:57.72	2:39.83	3:21.08	4:02.90	4:42.61	5:19.88
24	Simpson, Owen	13	Aberdeen Per	5:21.90	36.04	1:16.17	1:57.48	2:39.62	3:21.45	4:03.39	4:44.53	5:21.90
25	Arthur, Cameron	12	Aberdeen	5:24.15	34.63	1:14.40	1:56.77	2:39.11	3:21.87	4:04.48	4:45.48	5:24.15
26	Brodie, Andrew I	13	Aberdeen Dol	5:24.91	36.64	1:17.81	1:59.71	2:42.08	3:24.49	4:07.25	4:47.45	5:24.91
27	Clubb, Finlay M	12	Aberdeen Dol	5:26.30	36.35	1:18.12	2:00.20	2:42.39	3:24.86	4:07.99	4:48.87	5:26.30
28	Broadley, Ryan	12	Broch	5:27.76	37.78	1:19.57	2:01.28	2:43.83	3:25.93	4:08.17	4:48.89	5:27.76
29	van Blerk, Micah	12	Perth City	5:28.73	33.81	1:12.27	1:53.88	2:36.04	3:19.67	4:03.14	4:47.27	5:28.73

Event 408 Boys 14-15 400 Metre Freestyle

Name	Age	Club	Time	50	100	150	200	250	300	350	400	
1	Jøntvedt, Jon	14	Bryne SK	4:13.52	27.81	58.69	1:30.71	2:03.05	2:35.08	3:08.00	3:41.32	4:13.52
2	Muncey, Jack	14	Perth City	4:21.10	29.38	1:01.76	1:35.85	2:09.18	2:42.92	3:16.34	3:50.04	4:21.10
3	Arthur, Andrew	15	Aberdeen	4:25.48	29.50	1:02.24	1:36.07	2:10.88	2:45.55	3:19.91	3:53.58	4:25.48
4	Ford, Mark	14	Co Glasgow	4:28.19	28.69	1:01.32	1:35.26	2:10.22	2:44.86	3:20.26	3:54.61	4:28.19
5	Taylor, James	15	Aberdeen	4:32.20	29.63	1:03.70	1:38.35	2:13.60	2:48.78	3:23.71	3:58.67	4:32.20
6	Travis, Cameron	14	Aberdeen Per	4:32.88	30.03	1:04.92	1:40.13	2:15.33	2:50.27	3:25.38	3:59.61	4:32.88
7	Bore, Emil Bjørnsen	15	Bryne SK	4:36.02	30.90	1:04.42	1:40.00	2:14.66	2:50.61	3:25.64	4:02.02	4:36.02
8	Brown, Ethan	14	St Thomas	4:39.57	31.82	1:06.18	1:41.64	2:17.13	2:52.98	3:29.28	4:04.91	4:39.57
9	Strachan, Ross	14	Aberdeen Per	4:49.09	33.14	1:09.65	1:47.23	2:25.33	3:02.25	3:39.80	4:15.61	4:49.09
10	Hepworth, Elliott	15	Aberdeen Per	4:50.37	31.18	1:06.78	1:43.61	2:21.13	2:57.89	3:36.33	4:13.66	4:50.37
11	Sorensen, Archie	14	Warrender Ba	4:51.24	31.40	1:07.17	1:44.23	2:21.75	2:59.16	3:37.39	4:15.52	4:51.24
12	Westre, Orjan	14	KSK	4:51.75	32.69	1:09.37	1:46.54	2:24.04	3:00.80	3:38.16	4:15.33	4:51.75
13	Robb, James	14	Warrender Ba	4:53.06	31.82	1:07.96	1:46.23	2:23.41	3:01.44	3:38.91	4:16.35	4:53.06
14	Lumsden, Kerr	14	Monifieth	4:53.81	31.55	1:07.94	1:44.94	2:23.17	3:00.76	3:39.35	4:17.26	4:53.81
15	Sutherland, Ethan	14	Westhill	4:54.84	32.10	1:08.27	1:46.37	2:24.35	3:02.74	3:41.14	4:19.24	4:54.84
16	Robertson, Euan	14	Westhill	4:59.01	33.26	1:09.95	1:47.02	2:25.37	3:03.81	3:42.89	4:21.24	4:59.01

Event 408 Boys 16 & Over 400 Metre Freestyle

Name	Age	Club	Time	50	100	150	200	250	300	350	400	
1	Wright, John S	20	Aberdeen Per	4:08.22	27.99	58.80	1:30.56	2:02.40	2:33.97	3:05.91	3:37.60	4:08.22
2	Lovie, Iain	16	Broch	4:25.19	29.95	1:03.60	1:37.57	2:11.52	2:45.22	3:19.73	3:53.90	4:25.19
3	Beveridge, Alex	16	Aberdeen Per	4:41.64	30.26	1:03.79	1:38.42	2:13.81	2:50.11	3:26.81	4:04.14	4:41.64
4	Rennie, Iain	18	Aberdeen Per	4:54.05	33.23	1:10.01	1:47.47	2:25.04	3:03.44	3:41.16	4:19.48	4:54.05



Event 501 Boys 11-13 200 Metre Breaststroke

Name	Age	Club	Time	50	100	150	200
1 Campbell, Leon	13	StirlingSwim	2:42.34	38.46	1:19.41	2:01.96	2:42.34
2 McGregor, Jamie	13	Perth City	2:45.06	37.28	1:19.67	2:02.11	2:45.06
3 Fraser, James	13	Aberdeen Per	2:49.29	40.17	1:23.76	2:07.03	2:49.29
4 King, Ryan	13	Glenrothes	2:51.99	40.17	1:24.52	2:10.85	2:51.99
5 Brechenser, Kieran M	13	Aberdeen Dol	2:56.78	39.50	1:25.48	2:11.49	2:56.78
6 Holm, Eskil	13	KSK	3:00.86	39.71	1:26.93	2:15.30	3:00.86
7 Fuller, Freddie	13	Warrender Ba	3:03.59	40.95	1:28.96	2:17.03	3:03.59
8 Taylor, Jon	13	Aberdeen Per	3:03.63	42.16	1:28.81	2:16.54	3:03.63
9 Lindsay, Callum	13	Glenrothes	3:06.10	43.23	1:31.32	2:20.49	3:06.10
10 Gibson, Jake	12	Broch	3:10.21	43.08	1:32.01	2:21.46	3:10.21
11 MacDonald, Calvin	11	Aberdeen Per	3:13.15	45.65	1:34.58	2:25.42	3:13.15
12 Arthur, Cameron	12	Aberdeen	3:13.51	43.46	1:33.31	2:25.79	3:13.51
13 Cairney, Calum	13	Ythan	3:13.57	43.05	1:33.97	2:24.02	3:13.57
14 Skakle, Michael	12	Inverleith	3:14.35	45.83	1:35.74	2:26.89	3:14.35
15 Coull, James C	13	Westhill	3:15.77	43.15	1:33.24	2:24.79	3:15.77
16 van Blerk, Micah	12	Perth City	3:16.13	42.88	1:33.93	2:25.76	3:16.13
17 Campbell, Andrew J	13	Thurso	3:19.36	46.51	1:37.86	2:29.23	3:19.36
18 Clark, Alex	12	Garioch	3:22.55	46.73	1:37.93	2:31.69	3:22.55
19 Simpson, Owen	13	Aberdeen Per	3:23.07	46.14	1:39.41	2:31.42	3:23.07
20 Broadley, Ryan	12	Broch	3:23.90	47.53	1:41.49	2:33.33	3:23.90
21 Tetlow, Fraser	11	Garioch	3:29.48	50.27	1:44.59	2:38.70	3:29.48
22 Chirside, Isaac	12	Garioch	3:30.54	50.08	1:43.89	2:38.90	3:30.54
23 Ward, Logan	12	Glenrothes	3:31.12	48.40	1:43.57	2:38.37	3:31.12
24 Jovicic, Aleksandar	12	Aberdeen	3:32.21	49.38	1:43.90	2:39.38	3:32.21
25 Urquhart, Bailey	12	Highland	3:35.44	49.83	1:45.98	2:42.75	3:35.44
26 Thomson, Calum	12	Aberdeen	3:35.80	49.64	1:45.60	2:40.99	3:35.80
27 Burr, Layton	12	Garioch	3:35.91	50.39	1:46.63	2:44.17	3:35.91
28 Mitchell, Kyle	11	Garioch	3:36.55	49.93	1:46.30	2:42.10	3:36.55

Event 501 Boys 14-15 200 Metre Breaststroke

Name	Age	Club	Time	50	100	150	200
1 Anfinnsen, Viktor	15	Bryne SK	2:33.53	34.48	1:13.54	1:53.32	2:33.53
2 Goodfellow, Theo	15	Fins	2:34.73	35.60	1:15.60	1:56.26	2:34.73
3 Cousins, Finley	15	Aberdeen Per	2:35.48	34.94	1:14.67	1:56.18	2:35.48
4 Arthur, Andrew	15	Aberdeen	2:37.58	35.91	1:16.20	1:57.64	2:37.58
5 Wallace, Finlay	14	St Thomas	2:40.98	36.85	1:18.33	1:59.73	2:40.98
6 Mitchell, Joshua	15	Unattached	2:44.01	36.86	1:19.83	2:02.96	2:44.01
7 Sharpe, Cameron	14	Aberdeen Per	2:51.82	38.94	1:23.59	2:08.62	2:51.82
8 Dickson, Bruce	15	StirlingSwim	2:51.85	38.53	1:23.06	2:07.93	2:51.85
9 Weir, Lucas	15	Highland	2:52.42	39.39	1:24.76	2:08.65	2:52.42
10 Scott, Finlay	14	Warrender Ba	2:52.76	38.86	1:23.36	2:08.65	2:52.76
11 Ford, Mark	14	Co Glasgow	2:53.17	39.74	1:23.27	2:08.75	2:53.17
12 Harrold, Angus	15	Banchory	2:53.80	38.04	1:21.20	2:06.83	2:53.80
13 Bore, Emil Bjørnsen	15	Bryne SK	2:54.28	40.82	1:24.52	2:10.26	2:54.28
14 Peterson, Alasdair	14	Warrender Ba	2:56.19	39.39	1:25.18	2:10.71	2:56.19
15 Quantrill, Jamie	14	Alford Otter	2:59.49	39.34	1:26.62	2:14.92	2:59.49
16 Sutherland, Ethan	14	Westhill	3:01.17	40.91	1:27.19	2:15.06	3:01.17
17 Brown, Calvin	14	Elgin	3:02.00	39.77	1:27.32	2:13.98	3:02.00
18 Stewart, Finlay	14	Warrender Ba	3:02.47	40.55	1:28.39	2:17.16	3:02.47
19 Stewart, Douglas	14	Upper Deesid	3:02.97	41.39	1:28.05	2:16.36	3:02.97
20 Stewart, Darryl	14	Aberdeen Per	3:10.68	41.38	1:30.59	2:20.98	3:10.68


Event 501 Boys 16 & Over 200 Metre Breaststroke

Name	Age	Club	Time	50	100	150	200
1 Muir, Cameron	19	Co Glasgow	2:27.98	33.93	1:11.43	1:49.79	2:27.98
2 Burns, Ross	19	Hamilton	2:28.40	33.71	1:11.08	1:50.12	2:28.40
3 Hagan, Max	17	Co Glasgow	2:30.56	34.06	1:13.15	1:52.65	2:30.56
4 Stowe, Arran	19	Fins	2:31.94	33.96	1:12.68	1:51.98	2:31.94
5 Neally, Ross	18	Co Glasgow	2:34.06	35.65	1:15.14	1:54.46	2:34.06
6 Lindsay, Ethan	16	Aberdeen Per	2:34.08	34.71	1:14.46	1:54.14	2:34.08
7 Duncan, Jacob	18	Highland	2:37.75	35.27	1:14.85	1:56.91	2:37.75
8 Roberts, Gavin	18	Co Glasgow	2:40.91	35.88	1:16.36	1:58.64	2:40.91
9 McGraw, Nathan	16	Co Glasgow	2:41.23	35.18	1:15.95	1:57.66	2:41.23
10 Betout, Youssef	18	Co Glasgow	2:42.75	34.66	1:15.96	1:57.52	2:42.75
11 Gumbrell, Euan	16	Co Glasgow	2:45.80	38.88	1:21.05	2:04.54	2:45.80
12 Esson, Mitchell	16	Aberdeen Per	2:50.89	37.71	1:21.04	2:05.14	2:50.89
13 Skakle, Angus	17	Inverleith	2:52.69	37.68	1:22.17	2:06.28	2:52.69

Event 502 Girls 11-13 200 Metre Butterfly

Name	Age	Club	Time	50	100	150	200
1 Shanahan, Katie	13	Co Glasgow	2:31.55	32.83	1:11.39	1:50.30	2:31.55
2 Bailey, Katherine	13	Perth City	2:38.48	34.16	1:14.78	1:57.24	2:38.48
3 Gillespie, Ceri	12	Garioch	2:40.80	35.46	1:16.20	1:58.85	2:40.80
4 Cassidy, Kate	13	Aberdeen Per	2:44.45	36.88	1:19.81	2:03.33	2:44.45
5 Glasgow, Aimee	13	Glenrothes	2:51.78	36.68	1:22.30	2:08.26	2:51.78
6 McDonald, Lucy	13	Inverleith	2:53.40	37.43	1:21.34	2:07.84	2:53.40
7 Low, Milly	13	Aberdeen Per	2:56.91	39.61	1:24.98	2:10.93	2:56.91
8 Riach, Jessica	13	Broch	2:57.77	38.14	1:21.83	2:08.52	2:57.77
9 Cheyne, Amira	13	Garioch	2:59.04	38.47	1:24.09	2:12.57	2:59.04
10 Gow, Nula	12	Garioch	3:01.13	40.24	1:26.06	2:16.20	3:01.13
11 Mackenzie, Johanna	12	Garioch	3:03.09	38.94	1:25.14	2:15.04	3:03.09
12 Gault, Eilidh	12	Ythan	3:07.10	40.09	1:28.18	2:18.38	3:07.10
13 Hay, Katie	13	Highland	3:08.03	38.63	1:25.75	2:18.83	3:08.03
14 Ligtendag, Faye	12	Stonehaven	3:11.87	40.70	1:27.64	2:21.59	3:11.87
15 Fleming, Lucy	13	Dun City Aqu	3:14.92	38.62	1:28.00	2:22.10	3:14.92
16 Allan, Laura	13	Garioch	3:15.49	40.72	1:32.48	2:23.57	3:15.49
17 Taylor, Jennifer	13	Aberdeen	3:17.84	39.57	1:33.16	2:27.32	3:17.84

Event 502 Girls 14-15 200 Metre Butterfly

Name	Age	Club	Time	50	100	150	200
1 Alcaras, Gaia	15	Aberdeen Per	2:19.39	32.09	1:08.05	1:44.63	2:19.39
2 Willumsen, Marthe C	15	MadlaSK	2:23.57	31.31	1:07.46	1:45.04	2:23.57
3 Slessor, Anya	14	Aberdeen Per	2:27.53	32.36	1:09.69	1:48.85	2:27.53
4 Dolenc Luznar, Neza	14	Fins	2:34.72	34.27	1:12.89	1:52.96	2:34.72
5 Shaw, Toni	14	Aberdeen Per	2:37.42	33.97	1:12.70	1:53.66	2:37.42
6 Simpson, Holly	14	Aberdeen Per	2:44.24	35.59	1:17.70	2:01.69	2:44.24
7 MacLeod, Rachel	14	Warrender Ba	2:48.34	35.48	1:18.31	2:04.06	2:48.34
8 Boddie, Catherine	14	Garioch	2:50.40	35.47	1:19.08	2:04.95	2:50.40
9 Ali, Yasmin	14	Warrender Ba	2:54.31	35.19	1:19.23	2:06.46	2:54.31
10 McGee, Erin P	14	Co Glasgow	2:54.41	38.40	1:23.63	2:10.15	2:54.41
11 Taylor, Megan L	14	Westhill	2:55.05	37.20	1:22.31	2:06.50	2:55.05

Event 502 Girls 16 & Over 200 Metre Butterfly

Name	Age	Club	Time	50	100	150	200
1 Iheagwaram, Serena	16	Co Glasgow	2:19.85	31.88	1:07.77	1:44.61	2:19.85
2 Perry, Yasmin	17	Aberdeen Per	2:25.27	32.39	1:09.51	1:48.24	2:25.27
3 Richardson, Amy	16	Kelso	2:26.66	32.72	1:10.32	1:48.67	2:26.66
4 Storstein, Maria	17	KSK	2:26.98	32.70	1:10.19	1:48.22	2:26.98



Event 503 Boys 11-13 50 Metre Backstroke

Name	Age	Club	Time	Name	Age	Club	Time
1 Instebo, Johan	13	KSK	33.17	28 Fraser, James	13	Aberdeen Per	37.02
2 Harley, Harris	13	St Thomas	33.21	29 Cairney, Calum	13	Ythan	37.03
3 Brown, Lucas	12	Elgin	33.25	30 Gibson, Jake	12	Broch	37.46
4 Mackinnon, Alex	13	Co Glasgow	33.54	31 Hay, Lewis	13	Ythan	37.50
5 Liversedge, Corey	13	Upper Deesid	33.81	32 Drainer, Sam	13	Inverleith	37.56
6 Coull, James C	13	Westhill	34.11	33 Clubb, Finlay M	12	Aberdeen Dol	37.62
7 Rose, Calum	13	Warrender Ba	34.15	34 Lennox, Kieran	11	Aberdeen Per	37.73
8 Macmillan, Philip J	13	Westhill	34.57	35 Dick, Matthew	13	Aberdeen Dol	37.80
*9 Bremner, Finn	13	Warrender Ba	34.65	36 Gray, Ben	12	Inverleith	38.40
*9 Sutherland, Lewis G	13	Highland	34.65	37 Fontaine, Soren	12	Aberdeen	38.42
11 Ward, Logan J	13	Aberdeen Dol	34.88	38 Burr, Layton	12	Garioch	38.43
12 Smyth, Scott	13	Glenrothes	35.08	39 Yuda, Noah	11	Stonehaven	38.48
13 Christie, Thomas G	13	Westhill	35.27	40 Hayes, Ciaran	12	Aberdeen	38.80
14 Wood, Jacob	12	Elgin	35.65	41 Smyth, David	12	Glenrothes	39.33
15 MacFarlane, Struan	13	StirlingSwim	35.79	42 Younger, Adam	12	Glenrothes	39.63
16 Simpson, Owen	13	Aberdeen Per	36.18	43 Clark, Alex	12	Garioch	39.64
17 Janavicius, Deimantas	12	Broch	36.28	44 Mitchell, Kyle	11	Garioch	39.65
18 MacDonald, Calvin	11	Aberdeen Per	36.34	45 Chirnside, Isaac	12	Garioch	39.77
19 Pitblado, Ross	13	Glenrothes	36.40	46 Tetlow, Fraser	11	Garioch	39.82
20 Dickson, Murray	11	StirlingSwim	36.46	47 Ward, Irvine J	11	Aberdeen Dol	40.16
21 McMillan, Matthew	11	Glenrothes	36.51	48 Hall, Daniel	11	Aberdeen Per	40.59
22 Kirkpatrick, Daniel	13	Orkney	36.55	49 Sutherland, Charlie R	12	Highland	40.73
23 Malcolm, Kai	13	Highland	36.71	50 Thomson, Calum	12	Aberdeen	41.45
24 Brodie, Andrew I	13	Aberdeen Dol	36.75	51 Urquhart, Bailey	12	Highland	41.51
25 Broadley, Ryan	12	Broch	36.89	52 Watt, James	12	Aberdeen Per	41.60
26 Dines, Brodie	13	Aberdeen Per	36.95	53 Jovicic, Aleksandar	12	Aberdeen	45.10
27 Henry, Chester	13	Highland	36.96				

Event 503 Boys 14-15 50 Metre Backstroke

Name	Age	Club	Time	Name	Age	Club	Time
1 Gronfur, Aleksander	15	KSK	28.38	14 Wallace, Finlay	14	St Thomas	31.83
2 Tobiassen, Mats Fjogstad	15	Bryne SK	29.85	15 Brown, Matthew	14	Aberdeen Per	31.97
3 Travis, Cameron	14	Aberdeen Per	29.87	16 Westre, Orjan	14	KSK	32.48
4 Lumsden, Kerr	14	Monifieth	30.23	17 Brown, Calvin	14	Elgin	32.97
5 Coueslant, Archie C	15	Aberdeen Dol	30.38	18 Duncan, Ryan	14	St Thomas	33.08
6 Miskiewicz, Dariusz	15	Elgin	30.55	19 Strachan, Ross	14	Aberdeen Per	33.29
7 Allison, Angus	15	Inverleith	30.68	20 Bittle, Matthew	14	Perth City	33.64
8 Shoghl, Fabian	15	MadlaSK	31.05	21 Laditi, Emmanuel	14	Highland	33.92
9 Brown, Ethan	14	St Thomas	31.12	22 Strang, Michael	14	Fins	34.12
10 Currie, Euan	14	Ythan	31.23	23 Askari, Fahmad	14	Highland	34.28
*11 Chittleburgh, Samuel	15	Warrender Ba	31.35	24 Robb, James	14	Warrender Ba	35.36
*11 Harrold, Angus	15	Banchory	31.35	25 Sorensen, Archie	14	Warrender Ba	35.84
13 Hale, Felix	14	Inverleith	31.38	--- Goad, Oliver	15	Cupar	DQ

Event 508 Boys 14-15 50 Metre Backstroke Swim-off

Name	Age	Club	Time	Name	Age	Club	Time
1 Harrold, Angus	15	Banchory	30.42	2 Chittleburgh, Samuel	15	Warrender Ba	30.85



Event 503 Boys 16 & Over 50 Metre Backstroke

Name	Age	Club	Time	Name	Age	Club	Time
1 McIntosh, Stuart A	24	Aberdeen Dol	27.85	11 Gatton, Andrew	16	Highland	31.02
2 Pate, Kyle	18	Fins	28.03	12 Sutherland, Finlay	16	Highland	31.10
3 Samuelsen, Kristoffer	18	KSK	28.30	13 Beveridge, Alex	16	Aberdeen Per	31.15
4 Lovie, Iain	16	Broch	28.45	14 Dickson, Craig	16	Elgin	31.43
5 Stacey, Harry	18	Aberdeen Per	28.67	15 Barnett, Ewan	16	Elgin	31.48
6 Robertson, Ryan	16	Co Glasgow	28.77	16 Gumbrell, Euan	16	Co Glasgow	31.52
7 Campbell, Lawrence	17	Co Glasgow	28.90	17 Brooks, Jonathon R	16	Aberdeen Dol	31.78
8 McMillan, Innes	17	Aberdeen Dol	29.05	18 Reid, Cameron	17	Banchory	31.99
9 Hokling, Håvard	16	MadlaSK	29.24	19 Smith, David C	25	Aberdeen Dol	33.42
10 Ferguson, Ben	18	Banchory	29.84				

Event 504 Girls 11-13 50 Metre Freestyle

Name	Age	Club	Time	Name	Age	Club	Time
1 Wade, Saskia	12	Co Glasgow	28.07	43 Henderson, Rhianna	12	Fins	31.86
2 Parker, Ellie	13	Monifieth	29.26	44 Taylor, Lauren	12	Co Glasgow	31.89
3 Mason, Olivia	13	Warrender Ba	29.41	45 Beattie, Elise	13	Upper Deesid	31.92
*4 Gillespie, Ceri	12	Garioch	29.65	46 Nairn, Jessica	13	Elgin	31.93
*4 Yule, Isla	13	Banchory	29.65	47 Hill, Sarah E	11	Aberdeen Dol	32.06
6 Hay, Katie	13	Highland	29.72	*48 Glennie, Isla	13	Alford Otter	32.07
7 Gussing, Cecilia Diane	13	Bryne SK	29.76	*48 McDonald, Lucy	13	Inverleith	32.07
8 Murray, Laura	13	StirlingSwim	29.87	50 Campbell, Katy A	12	Aberdeen Dol	32.17
9 McMillan, Jacqueline	13	Glenrothes	29.97	51 Brown, Darcey	11	St Thomas	32.20
10 Glasgow, Aimee	13	Glenrothes	30.22	52 Cheyne, Amira	13	Garioch	32.21
11 Black, Rebecca	13	Warrender Ba	30.33	53 Alexander, Lucy	13	Aberdeen Per	32.24
12 Sandvold, Inger	13	MadlaSK	30.40	54 Cheshire, Maya	11	Elgin	32.33
13 Yuda, Faith	13	Stonehaven	30.56	55 Corrieri, Abigail	13	StirlingSwim	32.42
14 Perry, Sienna	13	Aberdeen Per	30.67	56 Mackenzie, Johanna	12	Garioch	32.50
*15 Coia-Gamble, Kaitlin	13	Highland	30.69	57 Low, Milly	13	Aberdeen Per	32.51
*15 Reeves, Martha	12	Menziesshill	30.69	58 Murray, Jessica	13	Warrender Ba	32.53
17 Cathro, Finlay	12	Glenrothes	30.74	59 Staal, Hannah	12	Cupar	32.61
18 Gourlay, Erin	13	Co Glasgow	30.76	60 Buchan, Nicole	13	Aberdeen Per	32.64
19 Ross, Hannah E	13	Westhill	30.78	61 Bromham, Megan	12	Highland	32.67
*20 Schulz, Jessica	13	Highland	30.82	62 Baker, Jill L	13	Westhill	32.69
*20 Cockburn, Anna	13	Co Glasgow	30.82	63 Watson, Maisie	12	Cupar	32.73
22 Clarke, Lucy	13	Monifieth	30.83	64 Calder, Lisa-Marie	12	Broch	32.77
23 Blair, Liberty	13	StirlingSwim	30.97	65 Osterhus, Kristina	13	KSK	32.79
24 Bruce, Natalie	12	Broch	31.03	66 Darwin, Olivia	13	StirlingSwim	32.84
25 Taylor, Erin	12	Fins	31.04	67 Ligtendag, Faye	12	Stonehaven	32.85
*26 Geddes, Kate E	13	Aberdeen Dol	31.15	68 Fraser, Amy	13	Ythan	32.91
*26 Bailey, Katherine	13	Perth City	31.15	*69 Greenshields, Tiana	11	Hamilton	32.99
28 Bristo, Amy	13	Aberdeen Per	31.22	*69 Darroch, Rianna	12	Highland	32.99
29 Bain, Sophie	12	Aberdeen Per	31.23	71 Riach, Jessica C	13	Ythan	33.05
30 Armstrong, Abbie	12	Dun City Aqu	31.35	72 Lamont, Jessica	13	Aberdeen	33.06
31 Farrands, Kirsty	13	Alford Otter	31.39	*73 Beaton, Jessica	11	Aberdeen	33.08
32 Reece, Laura L	12	Aberdeen Dol	31.46	*73 Adair, Sophie	12	Stonehaven	33.08
*33 MacLeod, Olivia	12	Highland	31.47	75 Clarke, Olivia	13	Dun City Aqu	33.12
*33 Nicolson, Hannah	12	StirlingSwim	31.47	76 Spedding, Molly	12	Aberdeen Dol	33.16
*33 Reynard, Maya L	13	Aberdeen Dol	31.47	77 Gow, Nula	12	Garioch	33.32
36 Winton, Gabriella	13	St Thomas	31.52	*78 Watt, Madeleine	13	Stonehaven	33.33
37 Johnston, Cara	13	Warrender Ba	31.54	*78 Armit, Holly	12	Fins	33.33
38 Riach, Jessica	13	Broch	31.58	80 Ligtendag, Gemma	12	Stonehaven	33.38
*39 Krawiec, Kaja	12	KSK	31.61	81 Ogedengbe, Simi	12	Aberdeen	33.47
*39 Durringer, Laura A	12	Aberdeen Dol	31.61	*82 Cassidy, Kate	13	Aberdeen Per	33.53
41 Cockburn, Katherine	13	Warrender Ba	31.67	*82 Fleming, Lucy	13	Dun City Aqu	33.53
42 Menzies, Isla	13	Huntly	31.77	84 Johnston, Lilly	12	Elgin	33.62



85	Wood, Claire	13	Highland	33.76
86	Roberts, Emily	12	StirlingSwim	33.91
87	MacDonald, Ellen	12	Garioch	33.98
88	Gill, Catherine	12	Aberdeen	34.13

89	Allan, Laura	13	Garioch	34.16
90	Inglis, Jennifer	13	Co Glasgow	34.27
91	Whelan Duenas, Fabiana	12	Garioch	35.45

Event 504 Girls 14-15 50 Metre Freestyle

	Name	Age	Club	Time
1	Ogg, Nicole M	15	Aberdeen Dol	28.28
2	Bain, Alicea	15	Aberdeen Per	28.34
3	Slessor, Anya	14	Aberdeen Per	28.53
4	Vestre, Helene O	14	Haugesund	28.58
5	MacDonald, Mairi	14	Aberdeen Per	28.62
*6	Willumsen, Marthe C	15	MadlaSK	28.75
*6	Wetherell, Lauren	15	Co Glasgow	28.75
8	Dodds, Caitlyn	15	Fins	28.81
9	MacDougall, Charlie	15	Aberdeen Per	28.83
10	Kjellsen, Karianne A	14	MadlaSK	28.84
11	Endregaard, Emma B	14	MadlaSK	29.00
12	Murray, Elaine	15	Broch	29.03
13	Shand, Holly J	14	Elgin	29.20
14	Wood, Maree	15	Highland	29.34
15	Brown, Blythe	14	St Thomas	29.35
16	Nilsen, Mari	14	Haugesund	29.37
17	Sutherland, Elle	15	Westhill	29.47
18	Carns, Jessica C	14	Aberdeen Dol	29.52
19	McPartland, Emma	14	Perth City	29.56
20	Beattie, Louise	14	Highland	29.64
21	Ivens, Rebecca	15	Warrender Ba	29.73
22	Rosie, Caitlin	14	Stonehaven	29.76
23	Shulman, Rebecca	15	Warrender Ba	29.78
24	Sutherland, Catriona	14	Elgin	29.80
25	Officer, Georgia	14	Elgin	29.89
26	Wisely, Daisy	15	Highland	29.90
27	Fishenden, Emma	15	Highland	30.00
28	Taylor, Megan L	14	Westhill	30.08
29	Hall, Kailyn	14	Aberdeen Per	30.12

	Name	Age	Club	Time
30	Smith-Macaulay, Rosie	14	Highland	30.14
31	Newlands, Georgie	15	Elgin	30.41
32	Ali, Yasmin	14	Warrender Ba	30.58
33	Mackay, Eilidh	14	Highland	30.67
34	McEwen, Emily	14	Warrender Ba	30.83
35	Lamont, Megan	14	Aberdeen Per	30.87
36	Reith, Annabel	15	Stonehaven	30.88
*37	Reid, Anna	15	Highland	30.96
*37	Belotti, Kiana	14	Warrender Ba	30.96
39	Lumsden, Ruby	14	Banchory	30.98
*40	Blance, Jean	14	Orkney	30.99
*40	Kane, Francesca	15	Warrender Ba	30.99
42	Shaw, Toni	14	Aberdeen Per	31.01
43	Eriksson, Sasha	14	Upper Deesid	31.04
44	Ratray, Beth	14	Aberdeen Per	31.07
45	Kennedy, Orla	15	Inverleith	31.09
46	Bowie, Rhona M	15	Aberdeen Dol	31.14
47	Williamson, Amy	14	Highland	31.23
48	Morland, Scarlett	14	Highland	31.29
49	Simpson, Emma	14	Broch	31.45
50	Allan, Amy	14	Monifieth	31.52
51	MacLeod, Rachel	14	Warrender Ba	31.53
52	Boddie, Catherine	14	Garioch	31.75
53	Macdougall, Ellie Kate	14	Highland	31.84
54	MacKay, Olivia	14	Aberdeen Per	32.19
55	Åsheim, Oda	15	Bryne SK	32.35
56	Brewis, Rebecca S	14	Westhill	32.44
57	Williamson, Charlotte	14	Cupar	32.81
---	Scott, Emily	14	Banchory	DQ

Event 504 Girls 16 & Over 50 Metre Freestyle

	Name	Age	Club	Time
1	Christie, Jessica	21	Westhill	26.91
2	Leifsen, Ingrid	16	Haugesund	26.99
3	Perry, Yasmin	17	Aberdeen Per	27.35
4	Onal, Gulsum	19	Co Glasgow	27.51
5	McIntosh, Caroline	18	Aberdeen Per	27.90
6	Endregaard, Julie B	17	MadlaSK	28.19
7	Adams, Orla L	23	Aberdeen Per	28.31
8	Storstein, Maria	17	KSK	28.45
9	Paterson, Shannon	19	Aberdeen Per	28.74
10	Thoms, Madeleine	17	Aberdeen Dol	28.77

	Name	Age	Club	Time
11	Vestre, Christina	18	KSK	28.94
12	Strang, Stephanie	19	Fins	28.96
13	McIntosh, Kelly	28	Silver City	29.57
14	Fraser, Susan M	48	Free Style	29.77
15	Chittleburgh, Emma	19	Aberdeen Per	29.95
16	Ostenstad, Emma	17	KSK	30.46
17	Engvall, Thea	16	KSK	30.59
18	Magnussen, Kristin Nygård	16	Bryne SK	31.07
19	Stangeland, Ingeborg Muri	17	Bryne SK	31.13


Event 505 Boys 11-13 100 Metre Freestyle

Name	Age	Club	Time	50	100
1 Campbell, Leon	13	StirlingSwim	1:00.43	29.92	1:00.43
2 Anderson, Tony	13	Co Glasgow	1:00.45	28.76	1:00.45
3 Liversedge, Corey	13	Upper Deesid	1:02.26	30.30	1:02.26
4 Mackinnon, Alex	13	Co Glasgow	1:02.96	30.51	1:02.96
5 Harley, Harris	13	St Thomas	1:03.23	30.76	1:03.23
6 Taylor, Jon	13	Aberdeen Per	1:03.54	30.93	1:03.54
7 Sutherland, Lewis G	13	Highland	1:03.77	30.45	1:03.77
8 Stewart, Connor	12	StirlingSwim	1:04.34	30.78	1:04.34
9 Ward, Logan J	13	Aberdeen Dol	1:04.82	31.37	1:04.82
10 Coull, James C	13	Westhill	1:04.85	30.89	1:04.85
11 Froyland-Jensen, Amund	12	KSK	1:05.79	31.42	1:05.79
12 Brechenser, Kieran M	13	Aberdeen Dol	1:06.11	31.05	1:06.11
13 Kirkpatrick, Daniel	13	Orkney	1:06.16	31.70	1:06.16
14 Fuller, Freddie	13	Warrender Ba	1:06.65	31.42	1:06.65
15 Macmillan, Philip J	13	Westhill	1:06.70	32.10	1:06.70
16 Rose, Calum	13	Warrender Ba	1:06.79	32.07	1:06.79
17 van Blerk, Micah	12	Perth City	1:06.97	32.11	1:06.97
18 Fraser, James	13	Aberdeen Per	1:07.31	31.35	1:07.31
19 Simpson, Owen	13	Aberdeen Per	1:07.34	32.59	1:07.34
20 MacFarlane, Struan	13	StirlingSwim	1:07.47	32.31	1:07.47
21 Holm, Eskil	13	KSK	1:07.50	32.47	1:07.50
22 Clubb, Finlay M	12	Aberdeen Dol	1:07.93	32.68	1:07.93
23 Arthur, Cameron	12	Aberdeen	1:08.01	32.65	1:08.01
24 Dines, Brodie	13	Aberdeen Per	1:08.10	32.75	1:08.10
25 King, Ryan	13	Glenrothes	1:08.13	32.99	1:08.13
26 Wardlaw, Blair	13	Fins	1:08.20	32.68	1:08.20
27 Komar, William	13	Aberdeen	1:08.53	33.27	1:08.53
28 McMillan, Matthew	11	Glenrothes	1:08.59	33.85	1:08.59
29 Smyth, Scott	13	Glenrothes	1:08.82	32.71	1:08.82
30 Gibson, Jake	12	Broch	1:08.97	32.59	1:08.97
31 Dick, Matthew	13	Aberdeen Dol	1:09.78	33.68	1:09.78
32 Brown, Lucas	12	Elgin	1:09.80	32.87	1:09.80
33 Lindsay, Callum	13	Glenrothes	1:09.83	33.99	1:09.83
34 Clark, Alex	12	Garioch	1:09.84	34.07	1:09.84
35 Dickson, Murray	11	StirlingSwim	1:09.89	32.97	1:09.89
36 MacDonald, Calvin	11	Aberdeen Per	1:10.41	33.93	1:10.41
37 Wood, Jacob	12	Elgin	1:10.70	34.08	1:10.70
38 Younger, Adam	12	Glenrothes	1:11.14	34.44	1:11.14
39 Janavicius, Deimantas	12	Broch	1:12.66	33.05	1:12.66
40 Malcolm, Kai	13	Highland	1:12.71	34.66	1:12.71
41 Walker, Clark D	13	Aberdeen Dol	1:12.85	34.12	1:12.85
42 Broadley, Ryan	12	Broch	1:13.27	34.63	1:13.27
43 Hall, Greg	11	Aberdeen Per	1:13.63	36.74	1:13.63
44 Mitchell, Kyle	11	Garioch	1:14.19	36.37	1:14.19
45 Burr, Layton	12	Garioch	1:14.31	36.36	1:14.31
46 Chirnside, Isaac	12	Garioch	1:14.85	36.69	1:14.85
47 Smyth, David	12	Glenrothes	1:14.86	36.15	1:14.86
48 Jovicic, Aleksandar	12	Aberdeen	1:15.27	37.28	1:15.27
49 Milner, Joseph	12	Aberdeen Dol	1:15.31	36.72	1:15.31
50 Tetlow, Fraser	11	Garioch	1:15.62	36.97	1:15.62
51 Fontaine, Soren	12	Aberdeen	1:16.71	37.08	1:16.71
52 Drainer, Joshua	11	Inverleith	1:17.26	37.66	1:17.26
53 Hayes, Ciaran	12	Aberdeen	1:17.41	37.77	1:17.41
54 Hall, Daniel	11	Aberdeen Per	1:17.77	37.66	1:17.77
55 Brown, Calum	12	St Thomas	1:22.45	39.20	1:22.45



Event 505 Boys 14-15 100 Metre Freestyle

Name	Age	Club	Time	50	100
1 Miskiewicz, Dariusz	15	Elgin	56.62	26.98	56.62
2 Gronfur, Aleksander	15	KSK	56.65	26.79	56.65
3 Tobiassen, Mats Fjogstad	15	Bryne SK	56.70	27.49	56.70
4 Lawlor, Louis	15	Co Glasgow	57.46	28.13	57.46
5 Allison, Angus	15	Inverleith	57.51	27.87	57.51
6 Ford, Mark	14	Co Glasgow	58.01	27.34	58.01
7 Travis, Cameron	14	Aberdeen Per	59.07	28.31	59.07
8 Hale, Felix	14	Inverleith	59.13	28.18	59.13
9 Arthur, Andrew	15	Aberdeen	59.17	28.24	59.17
10 Weir, Lucas	15	Highland	59.37	28.55	59.37
11 Coueslant, Archie C	15	Aberdeen Dol	59.61	29.19	59.61
12 Strang, Michael	14	Fins	1:00.01	28.95	1:00.01
13 Anfinnsen, Viktor	15	Bryne SK	1:00.28	29.48	1:00.28
14 Goad, Oliver	15	Cupar	1:00.44	28.80	1:00.44
15 Brown, Calvin	14	Elgin	1:00.46	28.87	1:00.46
16 Brown, Matthew	14	Aberdeen Per	1:00.54	28.84	1:00.54
17 Petrie, Liam	15	Upper Deesid	1:00.57	29.15	1:00.57
18 Duncan, Ryan	14	St Thomas	1:00.62	29.36	1:00.62
19 Westre, Orjan	14	KSK	1:00.76	29.41	1:00.76
20 Currie, Euan	14	Ythan	1:01.10	29.58	1:01.10
21 Bore, Emil Bjørnsen	15	Bryne SK	1:01.74	29.79	1:01.74
22 Milner, Nicholas	14	Aberdeen Dol	1:02.07	29.96	1:02.07
23 Dickson, Bruce	15	StirlingSwim	1:02.32	30.00	1:02.32
24 Johnson, Ross	15	Banchory	1:02.54	29.87	1:02.54
25 Pickering, Louis	14	Thurso	1:02.73	29.78	1:02.73
26 Mitchell, Joshua	15	Unattached	1:02.75	29.66	1:02.75
27 Bittle, Matthew	14	Perth City	1:03.61	30.37	1:03.61
28 Stewart, Finlay	14	Warrender Ba	1:03.69	30.58	1:03.69
29 Peterson, Alasdair	14	Warrender Ba	1:03.76	30.92	1:03.76
30 Laditi, Emmanuel	14	Highland	1:03.92	30.22	1:03.92
31 Robb, James	14	Warrender Ba	1:04.31	30.69	1:04.31
32 Robertson, Euan	14	Westhill	1:04.36	29.77	1:04.36
33 Askari, Fahmad	14	Highland	1:05.08	31.08	1:05.08
34 Stewart, Darryl	14	Aberdeen Per	1:05.57	31.30	1:05.57
35 Sorensen, Archie	14	Warrender Ba	1:05.93	31.70	1:05.93
36 Quantrill, Jamie	14	Alford Otter	1:06.13	31.47	1:06.13
37 Harrold, Angus	15	Banchory	1:06.75	31.32	1:06.75
38 Stewart, Douglas	14	Upper Deesid	1:07.56	32.18	1:07.56

Event 505 Boys 16 & Over 100 Metre Freestyle

Name	Age	Club	Time	50	100
1 Stacey, Harry	18	Aberdeen Per	52.13	25.49	52.13
2 Wright, John S	20	Aberdeen Per	53.84	26.18	53.84
3 Nicol, Angus	16	Co Glasgow	54.24	26.61	54.24
4 Campbell, Lawrence	17	Co Glasgow	55.46	27.22	55.46
5 Eason, Logan	17	StirlingSwim	56.12	27.57	56.12
6 Pate, Kyle	18	Fins	56.17	27.09	56.17
7 McGraw, Nathan	16	Co Glasgow	56.20	27.28	56.20
8 Hokling, Håvard	16	MadlaSK	56.66	27.74	56.66
9 Stowe, Arran	19	Fins	56.74	28.03	56.74
10 Houette, Louis	17	Aberdeen Dol	56.98	27.98	56.98
11 Ferguson, Ben	18	Banchory	57.56	27.42	57.56
12 Samuelsen, Kristoffer	18	KSK	57.60	27.23	57.60
13 Barnett, Gregor	17	Elgin	57.77	28.04	57.77
*14 Ferguson, Chris J	36	Silver City	57.80	27.89	57.80



*14	McMillan, Innes	17	Aberdeen Dol	57.80	27.88	57.80
16	Lovie, Iain	16	Broch	58.18	27.77	58.18
17	Robertson, Ryan	16	Co Glasgow	58.40	28.14	58.40
18	Barnett, Ewan	16	Elgin	58.59	28.34	58.59
19	Dickson, Craig	16	Elgin	58.71	28.13	58.71
20	Beveridge, Alex	16	Aberdeen Per	58.72	28.07	58.72
21	Baggott, Sam J	17	Halesowen	59.52	28.84	59.52
22	Sutherland, Finlay	16	Highland	59.62	28.23	59.62
23	Munkejord, Stian	16	KSK	59.64	28.50	59.64
24	Reid, Cameron	17	Banchory	59.91	28.64	59.91
25	Morrison, Conner	20	Aberdeen Per	1:00.32	28.86	1:00.32
26	Betout, Youssef	18	Co Glasgow	1:00.59	28.16	1:00.59
27	Skakle, Angus	17	Inverleith	1:00.60	29.04	1:00.60
28	Gatton, Andrew	16	Highland	1:01.24	29.32	1:01.24
29	Duncan, Jacob	18	Highland	1:02.14	29.86	1:02.14

Event 506 Girls 11-13 100 Metre Breaststroke


Name	Age	Club	Time	50	100	
1	Shanahan, Katie	13	Co Glasgow	1:18.41	37.56	1:18.41
2	Reeves, Martha	12	Menziesshill	1:21.89	38.42	1:21.89
3	Bain, Sophie	12	Aberdeen Per	1:22.50	39.01	1:22.50
4	Johnston, Cara	13	Warrender Ba	1:23.68	39.43	1:23.68
5	McQueenie, Elise	13	Co Glasgow	1:25.47	40.60	1:25.47
6	Coia-Gamble, Kaitlin	13	Highland	1:25.99	40.07	1:25.99
*7	Taylor, Erin	12	Fins	1:26.00	41.55	1:26.00
*7	Black, Rebecca	13	Warrender Ba	1:26.00	40.56	1:26.00
9	Glasgow, Aimee	13	Glenrothes	1:26.02	39.98	1:26.02
10	Gussing, Cecilia Diane	13	Bryne SK	1:26.56	40.95	1:26.56
11	Murray, Jessica	13	Warrender Ba	1:27.24	40.71	1:27.24
12	Lee, Esme	11	Fins	1:27.32	42.00	1:27.32
13	Gow, Nula	12	Garioch	1:27.47	41.75	1:27.47
14	Parker, Ellie	13	Monifieth	1:27.75	40.23	1:27.75
15	Clarke, Olivia	13	Dun City Aqu	1:27.82	41.02	1:27.82
16	Yule, Isla	13	Banchory	1:28.34	41.77	1:28.34
17	Winton, Gabriella	13	St Thomas	1:28.60	41.65	1:28.60
18	Armit, Holly	12	Fins	1:28.64	41.87	1:28.64
19	Riach, Jessica	13	Broch	1:28.84	42.54	1:28.84
20	Low, Milly	13	Aberdeen Per	1:29.05	42.88	1:29.05
21	Murray, Laura	13	StirlingSwim	1:29.11	41.36	1:29.11
22	Mason, Olivia	13	Warrender Ba	1:29.32	42.64	1:29.32
23	Cheyne, Amira	13	Garioch	1:29.46	42.58	1:29.46
24	Taylor, Lauren	12	Co Glasgow	1:29.71	42.85	1:29.71
25	Bristo, Amy	13	Aberdeen Per	1:30.14	42.58	1:30.14
26	Fenemore, Zara	13	StirlingSwim	1:30.26	41.35	1:30.26
27	Bryce, Cara	12	Inverleith	1:30.41	43.21	1:30.41
28	Perry, Sienna	13	Aberdeen Per	1:30.55	42.59	1:30.55
29	Reece, Laura L	12	Aberdeen Dol	1:31.04	42.71	1:31.04
30	Taylor, Jennifer	13	Aberdeen	1:31.60	43.61	1:31.60
31	Gillespie, Ceri	12	Garioch	1:31.77	42.67	1:31.77
32	Hill, Sarah E	11	Aberdeen Dol	1:32.63	44.03	1:32.63
33	Glennie, Isla	13	Alford Otter	1:32.65	43.39	1:32.65
34	Gault, Eilidh	12	Ythan	1:33.12	43.30	1:33.12
35	Armstrong, Abbie	12	Dun City Aqu	1:33.30	42.89	1:33.30
36	Inglis, Jennifer	13	Co Glasgow	1:33.42	44.47	1:33.42
37	Henderson, Rhianna	12	Fins	1:33.84	45.06	1:33.84
38	Baker, Jill L	13	Westhill	1:34.27	43.90	1:34.27
*39	Ligtendag, Faye	12	Stonehaven	1:34.39	45.02	1:34.39
*39	Ross, Hannah E	13	Westhill	1:34.39	44.85	1:34.39



41	Campbell, Katy A	12	Aberdeen Dol	1:34.51	45.24	1:34.51
42	Fleming, Lucy	13	Dun City Aqu	1:34.71	44.97	1:34.71
43	Watt, Madeleine	13	Stonehaven	1:34.86	45.10	1:34.86
44	Cheshire, Maya	11	Elgin	1:34.93	44.11	1:34.93
45	Buchan, Nicole	13	Aberdeen Per	1:35.01	46.33	1:35.01
46	Ligtendag, Gemma	12	Stonehaven	1:35.46	45.93	1:35.46
47	Johnston, Lilly	12	Elgin	1:35.71	45.08	1:35.71
48	Nicolson, Hannah	12	StirlingSwim	1:35.83	45.55	1:35.83
49	Coutts, Amy	11	Garioch	1:36.22	45.55	1:36.22
50	Blair, Liberty	13	StirlingSwim	1:36.42	46.12	1:36.42
51	Staal, Hannah	12	Cupar	1:36.47	45.23	1:36.47
52	Bruce, Natalie	12	Broch	1:36.70	46.99	1:36.70
53	Petrie, Charlotte	12	Upper Deesid	1:37.13	45.43	1:37.13
54	Cassidy, Kate	13	Aberdeen Per	1:37.14	46.33	1:37.14
55	Christie, Cara	12	Elgin	1:37.29	45.38	1:37.29
56	Mackenzie, Johanna	12	Garioch	1:37.55	46.65	1:37.55
57	Penman, Rose	12	Inverleith	1:37.79	47.54	1:37.79
58	Gourlay, Erin	13	Co Glasgow	1:38.62	46.69	1:38.62
59	Corrieri, Abigail	13	StirlingSwim	1:38.63	46.05	1:38.63
60	McGeorge, Ella	11	Cupar	1:38.81	46.10	1:38.81
61	Wood, Claire	13	Highland	1:39.25	47.77	1:39.25
62	Watson, Maisie	12	Cupar	1:39.98	47.99	1:39.98
63	MacLeod, Olivia	12	Highland	1:40.13	48.24	1:40.13
64	Bromham, Megan	12	Highland	1:40.41	47.66	1:40.41
65	Whelan Duenas, Fabiana	12	Garioch	1:40.54	48.19	1:40.54
66	Spedding, Molly	12	Aberdeen Dol	1:42.89	48.18	1:42.89
67	Darroch, Rianna	12	Highland	1:43.36	50.16	1:43.36
68	Allan, Laura	13	Garioch	1:44.39	50.27	1:44.39
69	Ogedengbe, Simi	12	Aberdeen	1:47.63	50.39	1:47.63

Event 506 Girls 14-15 100 Metre Breaststroke

Name	Age	Club	Time	50	100	
1	Bowie, Rhona M	15	Aberdeen Dol	1:21.16	38.16	1:21.16
2	McPartland, Emma	14	Perth City	1:21.37	38.12	1:21.37
3	Hall, Kailyn	14	Aberdeen Per	1:21.66	38.69	1:21.66
4	Bain, Alicea	15	Aberdeen Per	1:22.03	38.07	1:22.03
5	Alcaras, Gaia	15	Aberdeen Per	1:22.36	39.30	1:22.36
6	Ali, Yasmin	14	Warrender Ba	1:22.64	38.42	1:22.64
7	Vestre, Helene O	14	Haugesund	1:22.69	38.48	1:22.69
8	Wisely, Daisy	15	Highland	1:23.37	38.79	1:23.37
9	O'Connor, Erin	14	Fins	1:24.07	39.34	1:24.07
10	Officer, Georgia	14	Elgin	1:24.74	39.71	1:24.74
11	Greenshields, Alisha	14	Co Glasgow	1:25.10	39.89	1:25.10
12	Murray, Elaine	15	Broch	1:25.11	39.76	1:25.11
13	Wood, Maree	15	Highland	1:25.34	39.47	1:25.34
14	Gray, Kate	15	Inverleith	1:25.63	40.18	1:25.63
15	Ivens, Rebecca	15	Warrender Ba	1:25.86	40.86	1:25.86
16	Riach, Emily	15	Ythan	1:26.11	40.34	1:26.11
17	Wetherell, Lauren	15	Co Glasgow	1:26.76	41.51	1:26.76
18	Johnston, Isla	15	Aberdeen Per	1:27.33	41.42	1:27.33
19	Kellas, Ailsa	14	Glenrothes	1:28.09	41.74	1:28.09
20	Macdougall, Ellie Kate	14	Highland	1:28.27	42.12	1:28.27
21	Beattie, Louise	14	Highland	1:28.53	41.57	1:28.53
*22	Simpson, Holly	14	Aberdeen Per	1:28.62	42.34	1:28.62
*22	Fishenden, Emma	15	Highland	1:28.62	40.74	1:28.62
24	Allan, Amy	14	Monifieth	1:28.98	42.08	1:28.98
*25	Rosie, Caitlin	14	Stonehaven	1:29.04	42.48	1:29.04
*25	Lamont, Megan	14	Aberdeen Per	1:29.04	40.72	1:29.04




27	Brown, Blythe	14	St Thomas	1:29.37	43.36	1:29.37
28	Reith, Annabel	15	Stonehaven	1:29.62	41.71	1:29.62
29	Kennedy, Orla	15	Inverleith	1:29.77	42.40	1:29.77
30	MacLeod, Rachel	14	Warrender Ba	1:29.81	43.52	1:29.81
31	Williamson, Charlotte	14	Cupar	1:29.86	42.33	1:29.86
32	Davis, Kirsty	15	Glenrothes	1:29.97	41.74	1:29.97
33	Jovicic, Emilia	15	Aberdeen	1:30.24	42.13	1:30.24
34	Carty, Jenna	15	Forres	1:30.29	42.14	1:30.29
35	Ratray, Beth	14	Aberdeen Per	1:30.46	42.52	1:30.46
36	Boddie, Catherine	14	Garioch	1:30.56	42.99	1:30.56
37	Belotti, Kiana	14	Warrender Ba	1:30.66	43.34	1:30.66
38	Shulman, Rebecca	15	Warrender Ba	1:31.04	43.72	1:31.04
39	Eriksson, Sasha	14	Upper Deesid	1:31.29	42.05	1:31.29
40	DeBari, Emma	15	Aberdeen Dol	1:31.32	41.94	1:31.32
41	MacDougall, Charlie	15	Aberdeen Per	1:31.51	42.52	1:31.51
42	Newlands, Georgie	15	Elgin	1:33.65	43.63	1:33.65
43	Blance, Jean	14	Orkney	1:33.91	43.37	1:33.91
44	McEwen, Emily	14	Warrender Ba	1:34.20	44.85	1:34.20
45	Kane, Francesca	15	Warrender Ba	1:35.40	45.06	1:35.40
---	Blanchard, Hannah	14	Broch	DQ		

Event 506 Girls 16 & Over 100 Metre Breaststroke

Name	Age	Club	Time	50	100	
1	Adams, Orla L	23	Aberdeen Per	1:14.48	35.47	1:14.48
2	Chittleburgh, Emma	19	Aberdeen Per	1:16.99	36.57	1:16.99
3	MacKenzie, Katie L	17	Co Glasgow	1:17.30	36.84	1:17.30
4	Paterson, Shannon	19	Aberdeen Per	1:19.88	37.25	1:19.88
5	McKay, Aimee	17	Highland	1:21.63	38.01	1:21.63
6	Magnussen, Kristin Nygård	16	Bryne SK	1:21.92	37.49	1:21.92
7	Woolley, Rachael Louise	17	Aberdeen	1:22.04	37.78	1:22.04
8	King, Rebecca	16	Glenrothes	1:24.51	39.91	1:24.51

Event 507 Boys 11-13 400 Metre IM

Name	Age	Club	Time	50	100	150	200	250	300	350	400	
1	McGregor, Jamie	13	Perth City	4:55.50	31.31	1:07.61	1:46.22	2:24.11	3:06.44	3:49.21	4:23.56	4:55.50
2	Anderson, Tony	13	Co Glasgow	5:13.42	33.71	1:15.28	1:54.87	2:34.68	3:18.73	4:04.83	4:39.84	5:13.42
3	Bremner, Finn	13	Warrender Ba	5:28.85	35.04	1:18.41	2:02.18	2:43.96	3:31.34	4:18.66	4:55.23	5:28.85
4	Brechensner, Kieran M	13	Aberdeen Dol	5:34.62	34.17	1:14.06	1:59.68	2:41.96	3:30.33	4:17.97	4:57.85	5:34.62
5	Gibson, Jake	12	Broch	5:47.64	38.01	1:24.93	2:09.74	2:52.46	3:41.44	4:28.90	5:09.43	5:47.64
6	Christie, Thomas G	13	Westhill	5:51.99	38.39	1:26.18	2:12.85	2:57.90	3:44.59	4:31.83	5:14.11	5:51.99
7	Campbell, Nathan	13	StirlingSwim	5:52.27	34.68	1:18.76	2:05.34	2:50.27	3:42.03	4:35.60	5:14.19	5:52.27
8	Mitchell, Kyle	11	Garioch	6:03.44	39.88	1:25.11	2:09.57	2:53.09	3:47.83	4:42.02	5:22.64	6:03.44
9	Skakle, Michael	12	Inverleith	6:04.88	38.43	1:26.95	2:15.07	3:02.72	3:52.98	4:44.52	5:25.82	6:04.88
*10	Arthur, Cameron	12	Aberdeen	6:08.91	39.85	1:34.09	2:20.05	3:04.62	3:57.03	4:48.66	5:30.72	6:08.91
*10	Tetlow, Fraser	11	Garioch	6:08.91	39.28	1:29.53	2:16.74	3:02.15	3:55.64	4:50.04	5:30.37	6:08.91
12	Broadley, Ryan	12	Broch	6:08.92	39.47	1:26.53	2:14.12	3:01.50	3:54.73	4:49.44	5:30.32	6:08.92
13	Lennox, Kieran	11	Aberdeen Per	6:09.01	38.87	1:21.62	2:10.58	2:56.49	3:51.35	4:45.89	5:29.83	6:09.01
14	van Blerk, Micah	12	Perth City	6:12.19	39.13	1:29.95	2:15.64	3:01.46	3:54.32	4:47.84	5:32.05	6:12.19
15	Janavicius, Deimantas	12	Broch	6:17.99	39.54	1:26.88	2:15.88	3:03.26	3:56.09	4:50.93	5:36.06	6:17.99
16	Clark, Alex	12	Garioch	6:22.00	42.68	1:32.32	2:20.72	3:08.41	4:04.56	4:59.80	5:41.91	6:22.00
---	Taylor, Jon	13	Aberdeen Per	DQ		4:53.17						



Event 507 Boys 14-15 400 Metre IM

Name	Age	Club	Time	50	100	150	200	250	300	350	400
1 Jøntvedt, Jon	14	Bryne SK	4:45.48	30.57	1:06.42	1:45.05	2:21.75	3:02.29	3:43.13	4:14.83	4:45.48
2 Duncan, Ryan	14	St Thomas	5:01.55	31.55	1:08.15	1:48.32	2:27.51	3:10.72	3:53.24	4:28.27	5:01.55
3 Arthur, Andrew	15	Aberdeen	5:05.94	30.57	1:07.14	1:47.11	2:26.56	3:08.65	3:51.99	4:29.46	5:05.94
4 Wallace, Finlay	14	St Thomas	5:07.83	31.70	1:09.17	1:50.76	2:31.42	3:14.01	3:57.88	4:33.90	5:07.83
5 Chittleburgh, Samuel	15	Warrender Ba	5:09.00	32.85	1:13.40	1:53.51	2:33.19	3:14.83	3:58.25	4:33.51	5:09.00
6 Cousins, Finley	15	Aberdeen Per	5:10.86	31.37	1:09.94	1:52.53	2:33.87	3:16.12	4:00.28	4:36.45	5:10.86
7 Travis, Cameron	14	Aberdeen Per	5:13.34	33.02	1:11.95	1:50.80	2:28.55	3:17.70	4:05.83	4:41.12	5:13.34
8 Brown, Ethan	14	St Thomas	5:14.78	32.98	1:12.27	1:53.85	2:33.58	3:20.78	4:06.47	4:41.80	5:14.78
9 Scott, Finlay	14	Warrender Ba	5:27.36	35.71	1:19.25	2:00.60	2:41.39	3:28.44	4:16.08	4:52.83	5:27.36
10 Strachan, Ross	14	Aberdeen Per	5:28.89	36.33	1:18.89	2:01.56	2:43.44	3:31.28	4:19.00	4:56.28	5:28.89
11 Robertson, Euan	14	Westhill	5:32.94	33.56	1:14.52	1:58.54	2:41.97	3:27.58	4:15.21	4:54.08	5:32.94

Event 507 Boys 16 & Over 400 Metre IM

Name	Age	Club	Time	50	100	150	200	250	300	350	400
1 Balfour, Thomas	17	Co Glasgow	4:58.08	31.64	1:04.27	1:47.02	2:21.65	3:07.68	3:48.68	4:26.87	4:58.08
2 Lovie, Iain	16	Broch	5:09.34	32.02	1:10.96	1:50.74	2:29.76	3:18.57	4:07.42	4:39.48	5:09.34
3 Beveridge, Alex	16	Aberdeen Per	5:09.45	31.60	1:09.85	1:50.79	2:31.19	3:15.98	4:01.76	4:37.30	5:09.45
4 Esson, Mitchell	16	Aberdeen Per	5:13.60	32.36	1:10.67	1:53.37	2:33.98	3:18.17	4:02.31	4:39.41	5:13.60


Final of Event 401 Girls 11-13 200 Metre IM

Name	Age	Club	Time	50	100	150	200
1 McQueenie, Elise	13	Co Glasgow	2:30.13	33.00	1:09.12	1:56.18	2:30.13
2 Sandvold, Inger	13	MadlaSK	2:35.89	33.73	1:12.78	1:59.58	2:35.89
3 McMillan, Jacqueline	13	Glenrothes	2:35.99	33.37	1:12.94	2:00.24	2:35.99
4 Yule, Isla	13	Banchory	2:36.93	33.06	1:13.80	2:01.55	2:36.93
5 Murray, Laura	13	StirlingSwim	2:37.77	34.76	1:14.44	2:02.25	2:37.77
*6 Low, Milly	13	Aberdeen Per	2:39.09	36.21	1:16.37	2:02.80	2:39.09
*6 Mason, Olivia	13	Warrender Ba	2:39.09	33.95	1:15.74	2:03.36	2:39.09
8 Juskowiak, Sophie	12	Fins	2:39.46	33.78	1:15.95	2:02.43	2:39.46
9 Coia-Gamble, Kaitlin	13	Highland	2:41.92	35.40	1:18.69	2:04.07	2:41.92
10 Perry, Sienna	13	Aberdeen Per	2:43.05	34.80	1:17.00	2:06.23	2:43.05

Final of Event 401 Girls 14-15 200 Metre IM


Name	Age	Club	Time	50	100	150	200
1 Alcaras, Gaia	15	Aberdeen Per	2:24.12	31.24	1:07.86	1:51.42	2:24.12
2 Wetherell, Lauren	15	Co Glasgow	2:31.89	32.72	1:12.19	1:58.99	2:31.89
3 Slessor, Anya	14	Aberdeen Per	2:31.93	31.33	1:12.84	1:58.46	2:31.93
4 Shand, Holly J	14	Elgin	2:33.12	32.71	1:10.82	1:56.98	2:33.12
5 Murray, Elaine	15	Broch	2:34.26	31.56	1:13.20	1:57.53	2:34.26
6 Nilsen, Mari	14	Haugesund	2:34.62	32.46	1:15.70	1:59.08	2:34.62
7 Dolenc Luznar, Neza	14	Fins	2:36.41	31.95	1:12.86	2:00.17	2:36.41
8 Hall, Kailyn	14	Aberdeen Per	2:37.52	34.16	1:16.38	2:01.37	2:37.52
9 McPartland, Emma	14	Perth City	2:37.94	33.36	1:16.10	2:01.23	2:37.94

Final of Event 401 Girls 16 & Over 200 Metre IM

Name	Age	Club	Time	50	100	150	200
1 Miley, Hannah L	28	Aberdeen Per	2:16.94	30.49	1:05.32	1:44.51	2:16.94
2 Adams, Orla L	23	Aberdeen Per	2:19.64	30.88	1:06.17	1:46.33	2:19.64
3 Iheagwaram, Serena	16	Co Glasgow	2:23.48	30.54	1:07.18	1:51.58	2:23.48
4 Griffiths, Kirsty	16	Co Glasgow	2:28.67	32.30	1:09.86	1:54.86	2:28.67
5 MacKenzie, Katie L	17	Co Glasgow	2:28.88	32.59	1:10.50	1:54.77	2:28.88
6 Reid, Rebecca	16	Aberdeen	2:30.49	32.03	1:10.71	1:57.26	2:30.49
7 Chittleburgh, Emma	19	Aberdeen Per	2:33.63	33.69	1:17.03	1:56.60	2:33.63

Final of Event 503 Boys 11-13 50 Metre Backstroke

Name	Age	Club	Time
1 Instebo, Johan	13	KSK	32.11
2 Brown, Lucas	12	Elgin	32.22
3 Harley, Harris	13	St Thomas	32.51
4 Coull, James C	13	Westhill	32.79
5 Ward, Logan J	13	Aberdeen Dol	33.73
6 Liversedge, Corey	13	Upper Deesid	34.20
7 Bremner, Finn	13	Warrender Ba	34.24
8 Macmillan, Philip J	13	Westhill	34.44
9 Sutherland, Lewis G	13	Highland	34.53
10 Rose, Calum	13	Warrender Ba	34.93



Final of Event 503 Boys 14-15 50 Metre Backstroke

	Name	Age	Club	Time
1	Gronfur, Aleksander	15	KSK	27.93
2	Tobiassen, Mats Fjogstad	15	Bryne SK	29.06
3	Travis, Cameron	14	Aberdeen Per	29.82
4	Lumsden, Kerr	14	Monifieth	30.11
5	Miskiewicz, Dariusz	15	Elgin	30.71
6	Allison, Angus	15	Inverleith	30.78
7	Coueslant, Archie C	15	Aberdeen Dol	30.84
8	Harrold, Angus	15	Banchory	31.21
9	Currie, Euan	14	Ythan	31.26
10	Brown, Ethan	14	St Thomas	31.60

Final of Event 503 Boys 16 & Over 50 Metre Backstroke

	Name	Age	Club	Time
1	McIntosh, Stuart A	24	Aberdeen Dol	27.47
2	Pate, Kyle	18	Fins	27.92
3	Lovie, Iain	16	Broch	28.24
4	Samuelsen, Kristoffer	18	KSK	28.25
5	Robertson, Ryan	16	Co Glasgow	28.39
6	McMillan, Innes	17	Aberdeen Dol	28.64
7	Campbell, Lawrence	17	Co Glasgow	28.99
8	Hokling, Håvard	16	MadlaSK	29.46
9	Stacey, Harry	18	Aberdeen Per	30.52
10	Gatton, Andrew	16	Highland	31.27

Final of Event 405 Girls 11-13 50 Metre Butterfly

	Name	Age	Club	Time
1	Shanahan, Katie	13	Co Glasgow	29.16
2	Yule, Isla	13	Banchory	30.11
3	Yuda, Faith	13	Stonehaven	30.92
4	Gussing, Cecilia Diane	13	Bryne SK	31.35
5	Bailey, Katherine	13	Perth City	31.68
6	Parker, Ellie	13	Monifieth	31.79
7	Murray, Laura	13	StirlingSwim	32.59
8	Sandvold, Inger	13	MadlaSK	32.92
9	Hay, Katie	13	Highland	33.31
10	Clarke, Lucy	13	Monifieth	33.37

Final of Event 405 Girls 14-15 50 Metre Butterfly

	Name	Age	Club	Time
1	Slessor, Anya	14	Aberdeen Per	28.81
2	Alcaras, Gaia	15	Aberdeen Per	28.90
3	Willumsen, Marthe C	15	MadlaSK	29.09
4	Vestre, Helene O	14	Haugesund	30.23
5	Endregaard, Emma B	14	MadlaSK	30.46
6	Murray, Elaine	15	Broch	30.53
7	MacDonald, Mairi	14	Aberdeen Per	30.98
8	Wetherell, Lauren	15	Co Glasgow	31.18
9	Newlands, Georgie	15	Elgin	31.42
10	Nilsen, Mari	14	Haugesund	32.04



Final of Event 405 Girls 16 & Over 50 Metre Butterfly

	Name	Age	Club	Time
1	Perry, Yasmin	17	Aberdeen Per	27.66
2	Christie, Jessica	21	Westhill	28.13
3	Iheagwaram, Serena	16	Co Glasgow	28.67
4	Miley, Hannah L	28	Aberdeen Per	28.84
5	Adams, Orla L	23	Aberdeen Per	30.18
6	Storstein, Maria	17	KSK	30.29
7	Endregaard, Julie B	17	MadlaSK	30.32
8	Strang, Stephanie	19	Fins	31.21
9	Thoms, Madeleine	17	Aberdeen Dol	31.35

Final of Event 406 Boys 11-13 100 Metre Butterfly

	Name	Age	Club	Time	50	100
1	Brechensner, Kieran M	13	Aberdeen Dol	1:08.06	31.52	1:08.06
2	Harley, Harris	13	St Thomas	1:09.67	32.73	1:09.67
3	Rose, Calum	13	Warrender Ba	1:09.87	33.04	1:09.87
4	Taylor, Jon	13	Aberdeen Per	1:10.28	33.04	1:10.28
5	Smyth, Scott	13	Glenrothes	1:11.35	33.57	1:11.35
6	Liversedge, Corey	13	Upper Deesid	1:11.76	32.69	1:11.76
7	Campbell, Nathan	13	StirlingSwim	1:12.03	33.47	1:12.03
8	Ward, Logan J	13	Aberdeen Dol	1:12.29	33.21	1:12.29
9	Dickson, Murray	11	StirlingSwim	1:13.25	33.07	1:13.25
10	McMillan, Matthew	11	Glenrothes	1:15.94	36.01	1:15.94

Final of Event 406 Boys 14-15 100 Metre Butterfly

	Name	Age	Club	Time	50	100
1	Tobiassen, Mats Fjogstad	15	Bryne SK	59.73	28.07	59.73
2	Taylor, James	15	Aberdeen	1:02.33	30.24	1:02.33
3	Arthur, Andrew	15	Aberdeen	1:03.04	29.63	1:03.04
4	Shoghl, Fabian	15	MadlaSK	1:03.29	29.28	1:03.29
5	Lawlor, Louis	15	Co Glasgow	1:05.46	29.47	1:05.46
6	Wallace, Finlay	14	St Thomas	1:05.50	30.99	1:05.50
7	Hepworth, Elliott	15	Aberdeen Per	1:05.91	30.20	1:05.91
8	Travis, Cameron	14	Aberdeen Per	1:06.22	31.74	1:06.22
9	Mitchell, Joshua	15	Unattached	1:08.05	31.04	1:08.05
10	Lumsden, Kerr	14	Monifieth	1:08.11	31.36	1:08.11

Final of Event 406 Boys 16 & Over 100 Metre Butterfly

	Name	Age	Club	Time	50	100
1	Beeley, Tom	18	Aberdeen Per	56.30	26.50	56.30
2	McIntosh, Stuart A	24	Aberdeen Dol	59.86	28.17	59.86
3	Balfour, Thomas	17	Co Glasgow	1:00.19	27.97	1:00.19
4	Nicol, Angus	16	Co Glasgow	1:00.24	28.26	1:00.24
5	Samuelsen, Kristoffer	18	KSK	1:00.50	27.59	1:00.50
6	Stacey, Harry	18	Aberdeen Per	1:00.67	27.92	1:00.67
7	Hokling, Håvard	16	MadlaSK	1:03.19	29.68	1:03.19
8	Johnson, Brendan	19	Aberdeen Per	1:03.82	29.15	1:03.82
9	Houette, Louis	17	Aberdeen Dol	1:04.43	30.20	1:04.43
10	McMillan, Innes	17	Aberdeen Dol	1:08.70	31.85	1:08.70


Final of Event 506 Girls 11-13 100 Metre Breaststroke

Name	Age	Club	Time	50	100
1 Shanahan, Katie	13	Co Glasgow	1:15.60	36.22	1:15.60
2 Bain, Sophie	12	Aberdeen Per	1:20.66	38.37	1:20.66
3 Johnston, Cara	13	Warrender Ba	1:20.80	39.16	1:20.80
4 Reeves, Martha	12	Menziesshill	1:21.94	39.36	1:21.94
5 Black, Rebecca	13	Warrender Ba	1:24.19	39.09	1:24.19
6 Coia-Gamble, Kaitlin	13	Highland	1:24.33	40.43	1:24.33
7 Murray, Jessica	13	Warrender Ba	1:25.20	39.77	1:25.20
8 Glasgow, Aimee	13	Glenrothes	1:26.04	39.24	1:26.04
9 Taylor, Erin	12	Fins	1:26.08	40.93	1:26.08
10 McQueenie, Elise	13	Co Glasgow	1:26.35	39.87	1:26.35

Final of Event 506 Girls 14-15 100 Metre Breaststroke


Name	Age	Club	Time	50	100
1 Bowie, Rhona M	15	Aberdeen Dol	1:17.38	36.72	1:17.38
2 Alcaras, Gaia	15	Aberdeen Per	1:19.02	37.61	1:19.02
3 Bain, Alicea	15	Aberdeen Per	1:19.66	37.63	1:19.66
4 Ali, Yasmin	14	Warrender Ba	1:19.98	36.78	1:19.98
5 McPartland, Emma	14	Perth City	1:20.39	38.31	1:20.39
6 Officer, Georgia	14	Elgin	1:22.57	38.28	1:22.57
7 Wisely, Daisy	15	Highland	1:22.62	38.92	1:22.62
8 Hall, Kailyn	14	Aberdeen Per	1:23.52	39.41	1:23.52
9 O'Connor, Erin	14	Fins	1:24.26	39.35	1:24.26

Event 506 Girls 16 & Over 100 Metre Breaststroke

Name	Age	Club	Time	50	100
1 Adams, Orla L	23	Aberdeen Per	1:12.55	34.72	1:12.55
2 Chittleburgh, Emma	19	Aberdeen Per	1:15.91	35.99	1:15.91
3 MacKenzie, Katie L	17	Co Glasgow	1:16.65	36.73	1:16.65
4 Paterson, Shannon	19	Aberdeen Per	1:18.33	36.67	1:18.33
5 Magnussen, Kristin Nygård	16	Bryne SK	1:21.67	37.69	1:21.67
6 McKay, Aimee	17	Highland	1:22.72	38.15	1:22.72
7 Woolley, Rachael Louise	17	Aberdeen	1:23.56	38.55	1:23.56
8 King, Rebecca	16	Glenrothes	1:23.69	38.62	1:23.69

Final of Event 404 Boys 11-13 50 Metre Breaststroke

Name	Age	Club	Time
1 Anderson, Tony	13	Co Glasgow	33.27
2 Campbell, Leon	13	StirlingSwim	34.28
3 Fraser, James	13	Aberdeen Per	35.57
4 King, Ryan	13	Glenrothes	36.06
5 Brechenser, Kieran M	13	Aberdeen Dol	36.12
6 Holm, Eskil	13	KSK	36.28
7 Bremner, Finn	13	Warrender Ba	37.38
8 Fuller, Freddie	13	Warrender Ba	38.07
9 Sutherland, Lewis G	13	Highland	38.42
10 Taylor, Jon	13	Aberdeen Per	40.27


Final of Event 404 Boys 14-15 50 Metre Breaststroke

	Name	Age	Club	Time
1	Cousins, Finley	15	Aberdeen Per	31.17
2	Anfinnsen, Viktor	15	Bryne SK	32.43
3	Wallace, Finlay	14	St Thomas	34.25
*4	Milner, Nicholas	14	Aberdeen Dol	34.84
*4	Weir, Lucas	15	Highland	34.84
6	Dickson, Bruce	15	StirlingSwim	35.05
7	Mitchell, Joshua	15	Unattached	35.06
8	Bittle, Matthew	14	Perth City	35.24
9	Brown, Calvin	14	Elgin	35.48
10	Sharpe, Cameron	14	Aberdeen Per	36.13

Final of Event 404 Boys 16 & Over 50 Metre Breaststroke

	Name	Age	Club	Time
1	Hagan, Max	17	Co Glasgow	29.90
2	Neally, Ross	18	Co Glasgow	30.23
3	Watson, Eddie A	21	Aberdeen Dol	30.29
4	MacDougall, Scott	23	Aberdeen Dol	30.65
5	Barnett, Gregor	17	Elgin	31.03
6	Betout, Youssef	18	Co Glasgow	31.19
7	Burns, Ross	19	Hamilton	31.73
8	Pate, Kyle	18	Fins	32.76
9	Eason, Jamie	20	Aberdeen Per	32.83
10	McMillan, Innes	17	Aberdeen Dol	33.04

Final of Event 504 Girls 11-13 50 Metre Freestyle

	Name	Age	Club	Time
1	Wade, Saskia	12	Co Glasgow	27.51
2	Mason, Olivia	13	Warrender Ba	29.05
3	Parker, Ellie	13	Monifieth	29.12
4	Gillespie, Ceri	12	Garioch	29.36
5	Hay, Katie	13	Highland	29.46
6	Yule, Isla	13	Banchory	29.58
7	Gussing, Cecilia Diane	13	Bryne SK	29.81
8	Black, Rebecca	13	Warrender Ba	30.31
9	Sandvold, Inger	13	MadlaSK	30.53
10	Glasgow, Aimee	13	Glenrothes	30.80

Final of Event 504 Girls 14-15 50 Metre Freestyle

	Name	Age	Club	Time
1	Slessor, Anya	14	Aberdeen Per	27.75
2	Ogg, Nicole M	15	Aberdeen Dol	27.82
3	Bain, Alicea	15	Aberdeen Per	28.04
4	Willumsen, Marthe C	15	MadlaSK	28.38
5	Murray, Elaine	15	Broch	28.50
6	MacDonald, Mairi	14	Aberdeen Per	28.56
7	Vestre, Helene O	14	Haugesund	28.59
8	Wetherell, Lauren	15	Co Glasgow	28.89
9	Dodds, Caitlyn	15	Fins	28.95
10	Endregaard, Emma B	14	MadlaSK	29.45


Final of Event 504 Girls 16 & Over 50 Metre Freestyle

	Name	Age	Club	Time
1	Leifsen, Ingrid	16	Haugesund	26.79
2	Christie, Jessica	21	Westhill	26.97
3	Perry, Yasmin	17	Aberdeen Per	27.14
4	McIntosh, Caroline	18	Aberdeen Per	27.58
5	Adams, Orla L	23	Aberdeen Per	28.18
6	Endregaard, Julie B	17	MadlaSK	28.25
7	Storstein, Maria	17	KSK	28.47
8	Vestre, Christina	18	KSK	28.76
9	Paterson, Shannon	19	Aberdeen Per	29.05
10	Thoms, Madeleine	17	Aberdeen Dol	29.10

Final of Event 505 Boys 11-13 100 Metre Freestyle

	Name	Age	Club	Time	50	100
1	Anderson, Tony	13	Co Glasgow	58.59	28.39	58.59
2	Campbell, Leon	13	StirlingSwim	1:00.26	29.94	1:00.26
3	Liversedge, Corey	13	Upper Deesid	1:01.47	30.58	1:01.47
4	Harley, Harris	13	St Thomas	1:02.50	30.51	1:02.50
5	Coull, James C	13	Westhill	1:02.88	29.95	1:02.88
6	Taylor, Jon	13	Aberdeen Per	1:03.04	30.93	1:03.04
7	Sutherland, Lewis G	13	Highland	1:03.78	30.42	1:03.78
8	Ward, Logan J	13	Aberdeen Dol	1:05.40	31.21	1:05.40
9	Stewart, Connor	12	StirlingSwim	1:05.57	30.90	1:05.57
10	Froyland-Jensen, Amund	12	KSK	1:06.18	31.22	1:06.18

Final of Event 505 Boys 14-15 100 Metre Freestyle

	Name	Age	Club	Time	50	100
1	Miskiewicz, Dariusz	15	Elgin	56.01	26.97	56.01
2	Allison, Angus	15	Inverleith	56.22	27.49	56.22
3	Ford, Mark	14	Co Glasgow	56.49	27.06	56.49
4	Gronfur, Aleksander	15	KSK	56.77	27.29	56.77
5	Tobiassen, Mats Fjogstad	15	Bryne SK	56.94	27.71	56.94
6	Lawlor, Louis	15	Co Glasgow	57.26	28.02	57.26
7	Arthur, Andrew	15	Aberdeen	58.24	28.02	58.24
8	Travis, Cameron	14	Aberdeen Per	58.27	27.83	58.27
9	Hale, Felix	14	Inverleith	59.47	28.49	59.47
10	Weir, Lucas	15	Highland	59.68	28.72	59.68

Final of Event 505 Boys 16 & Over 100 Metre Freestyle

	Name	Age	Club	Time	50	100
1	Stacey, Harry	18	Aberdeen Per	52.14	25.40	52.14
2	Wright, John S	20	Aberdeen Per	53.32	26.13	53.32
3	Campbell, Lawrence	17	Co Glasgow	55.17	27.03	55.17
4	Eason, Logan	17	StirlingSwim	55.66	27.32	55.66
5	Nicol, Angus	16	Co Glasgow	56.13	27.47	56.13
6	McGraw, Nathan	16	Co Glasgow	56.36	27.56	56.36
7	Stowe, Arran	19	Fins	56.75	27.57	56.75
8	Hokling, Håvard	16	MadlaSK	56.88	27.38	56.88
9	Pate, Kyle	18	Fins	57.95	27.60	57.95
10	Houette, Louis	17	Aberdeen Dol	58.42	29.04	58.42


Final of Event 407 Girls 11-13 100 Metre Backstroke

	Name	Age	Club	Time	50	100
1	McQueenie, Elise	13	Co Glasgow	1:08.65	33.78	1:08.65
2	McMillan, Jacqueline	13	Glenrothes	1:09.42	33.86	1:09.42
3	Wade, Saskia	12	Co Glasgow	1:09.99	34.35	1:09.99
4	Sandvold, Inger	13	MadlaSK	1:12.61	35.56	1:12.61
5	Gillespie, Ceri	12	Garioch	1:12.64	35.50	1:12.64
6	Low, Milly	13	Aberdeen Per	1:13.37	35.87	1:13.37
7	Armstrong, Abbie	12	Dun City Aqu	1:13.55	35.43	1:13.55
8	Geddes, Kate E	13	Aberdeen Dol	1:14.11	35.50	1:14.11
9	Cheyne, Amira	13	Garioch	1:14.22	36.31	1:14.22
10	Parker, Ellie	13	Monifieth	1:16.04	36.07	1:16.04

Final of Event 407 Girls 14-15 100 Metre Backstroke

	Name	Age	Club	Time	50	100
1	Dodds, Caitlyn	15	Fins	1:07.42	32.47	1:07.42
2	Shand, Holly J	14	Elgin	1:07.78	33.24	1:07.78
3	Beattie, Louise	14	Highland	1:09.98	33.58	1:09.98
4	MacDonald, Mairi	14	Aberdeen Per	1:10.65	33.81	1:10.65
5	Wood, Maree	15	Highland	1:11.97	34.14	1:11.97
6	Kellas, Ailsa	14	Glenrothes	1:12.44	34.69	1:12.44
7	Sutherland, Catriona	14	Elgin	1:12.66	35.02	1:12.66
8	Belotti, Kiana	14	Warrender Ba	1:12.82	34.87	1:12.82
9	Murray, Elaine	15	Broch	1:12.97	35.33	1:12.97
10	Brown, Blythe	14	St Thomas	1:13.34	35.45	1:13.34

Final of Event 407 Girls 16 & Over 100 Metre Backstroke

	Name	Age	Club	Time	50	100
1	McIntosh, Caroline	18	Aberdeen Per	1:05.75	31.63	1:05.75
2	Alcaras, Alice	17	Aberdeen Per	1:06.23	32.42	1:06.23
3	Miley, Hannah L	28	Aberdeen Per	1:06.76	32.95	1:06.76
4	Lumsden, Alicia	17	Banchory	1:08.24	32.73	1:08.24
5	Griffiths, Kirsty	16	Co Glasgow	1:08.38	33.33	1:08.38
6	Fraser, Sarah	16	Aberdeen Per	1:09.23	33.17	1:09.23
7	Klette, Anne S	16	MadlaSK	1:11.72	34.87	1:11.72
8	Vestre, Christina	18	KSK	1:12.42	34.32	1:12.42



Event 601 Mixed 11-14 4 x 50 Metre Freestyle Relay

Team		Time	50	100	150	200
1 Aberdeen Per	A	1:51.72	26.40	53.24	1:22.44	1:51.72
1) Travis, Cameron M14		2) Brown, Matthew M14	3) MacDonald, Mairi W14	4) Hall, Kailyn W14		
2 Elgin	A	1:54.47	29.96	59.25	1:28.22	1:54.47
1) Sutherland, Catriona W14		2) Brown, Lucas M12	3) Shand, Holly J W14	4) Brown, Calvin M14		
3 Westhill	A	1:57.07	28.30	57.93	1:27.99	1:57.07
1) Robertson, Euan M14		2) Taylor, Megan L W14	3) Ross, Hannah E W13	4) Macmillan, Philip J M13		
4 Highland	A	1:57.08	28.23	56.61	1:26.26	1:57.08
1) Laditi, Emmanuel M14		2) Sutherland, Lewis G M13	3) Beattie, Louise W14	4) Morland, Scarlett W14		
5 Aberdeen Dol	A	1:57.19	29.73	59.34	1:29.40	1:57.19
1) Carns, Jessica C W14		2) Ward, Logan J M13	3) Geddes, Kate E W13	4) Milner, Nicholas M14		
6 Aberdeen Dol	B	2:00.74	29.47	59.63	1:30.81	2:00.74
1) Brechenser, Kieran M M13		2) Reynard, Maya L W13	3) Reece, Laura L W12	4) Clubb, Finlay M M12		
7 Aberdeen Per	B	2:00.96	28.80	58.58	1:30.05	2:00.96
1) Stewart, Darryl M14		2) Nicol, Callum M14	3) Perry, Sienna W13	4) Lamont, Megan W14		
8 KSK	A	2:01.34	27.93	57.66	1:29.73	2:01.34
1) Westre, Orjan M14		2) Froyland-Jensen, Amund M12	3) Krawiec, Kaja W12	4) Osterhus, Kristina W13		
9 Highland	B	2:01.46	30.01	58.86	1:29.37	2:01.46
1) Hay, Katie W13		2) Askari, Fahmad M14	3) Schulz, Jessica W13	4) Malcolm, Kai M13		
10 Glenrothes	A	2:01.97	30.52	1:00.65	1:32.26	2:01.97
1) McMillan, Jacqueline W13		2) Cathro, Finlay W12	3) Smyth, Scott M13	4) King, Ryan M13		
11 Westhill	B	2:02.38	29.29	1:01.55	1:33.59	2:02.38
1) Coull, James C M13		2) Brewis, Rebecca S W14	3) Baker, Jill L W13	4) Christie, Thomas G M13		
12 Broch	A	2:06.29	31.27	1:03.55	1:35.04	2:06.29
1) Janavicius, Deimantas M12		2) Riach, Jessica W13	3) Simpson, Emma W14	4) Gibson, Jake M12		
13 Garioch	A	2:06.35	29.37	1:00.72	1:32.48	2:06.35
1) Gillespie, Ceri W12		2) Boddie, Catherine W14	3) Clark, Alex M12	4) Burr, Layton M12		
14 Aberdeen	A	2:07.89	30.75	1:02.74	1:34.77	2:07.89
1) Arthur, Cameron M12		2) Komar, William M13	3) Taylor, Jennifer W13	4) Lamont, Jessica W13		
15 Garioch	B	2:11.32	32.04	1:03.63	1:38.03	2:11.32
1) Cheyne, Amira W13		2) Mackenzie, Johanna W12	3) Mitchell, Kyle M11	4) Tetlow, Fraser M11		
16 Cupar	A	2:21.47	35.05	2:21.47		
1) Macfarlane, Craig M12		2) McGeorge, Ella W11	3) Sudjic, Murray M11	4) Watson, Maisie W12		
--- Aberdeen Per	C	X1:59.90	29.40	58.06	1:29.01	1:59.90
1) Fraser, James M13		2) Smith, Lewis M14	3) Rattray, Beth W14	4) Low, Milly W13		
--- Aberdeen Per	D	X2:00.83	29.80	59.21	1:30.26	2:00.83
1) Strachan, Ross M14		2) Simpson, Owen M13	3) Bristo, Amy W13	4) Bain, Sophie W12		



Event 602 Mixed 15 & Over 4 x 50 Metre Freestyle Relay

Team	Time	50	100	150	200
1 Aberdeen Per 1) Stacey, Harry M18	A 1:41.83 2) Beeley, Tom M18	24.46 3) Miley, Hannah L W28	48.62	1:15.21	1:41.83 4) Perry, Yasmin W17
2 Aberdeen Dol 1) Watson, Eddie A M21	A 1:42.07 2) Bryce, Robert A M23	23.54 3) Thoms, Madeleine W17	46.70	1:14.86	1:42.07 4) Ogg, Nicole M W15
3 Aberdeen Per 1) Wright, John S M20	B 1:44.72 2) Eason, Jamie M20	24.75 3) McIntosh, Caroline W18	49.79	1:17.03	1:44.72 4) Alcaras, Gaia W15
4 Aberdeen Dol 1) MacDougall, Scott M23	B 1:47.84 2) Watson, Charlie K M23	25.61 3) Bowie, Rhona M W15	50.59	1:20.06	1:47.84 4) Davies, Caitlin W18
5 KSK 1) Samuelsen, Kristoffer M18	A 1:48.66 2) Gronfur, Aleksander M15	26.18 3) Vestre, Christina W18	51.27	1:19.82	1:48.66 4) Ostenstad, Emma W17
6 Aberdeen 1) Arthur, Andrew M15	A 1:51.60 2) Taylor, James M15	27.18 3) Reid, Rebecca W16	53.44	1:21.21	1:51.60 4) Woolley, Rachael Louise W17
7 Elgin 1) Barnett, Ewan M16	A 1:52.60 2) Officer, Georgia W14	26.19 3) Newlands, Georgie W15	56.27	1:26.47	1:52.60 4) Miskiewicz, Dariusz M15
8 Westhill 1) Sutherland, Elle W15	A 1:53.56 2) Robertson, Jack M17	29.58 3) Sutherland, Ethan M14	56.11	1:25.78	1:53.56 4) Christie, Jessica W21
9 Highland 1) Weir, Lucas M15	B 1:53.65 2) Gatton, Andrew M16	27.03 3) McKay, Aimee W17	53.93	1:24.34	1:53.65 4) Wisely, Daisy W15
10 Bryne SK 1) Bore, Emil Bjørnsen M15	B 1:58.11 2) Anfinnsen, Viktor M15	28.50 3) Stangeland, Ingeborg Muri W17	55.82	1:26.35	1:58.11 4) Åsheim, Oda W15
11 Cupar 1) Baillie, Findlay M15	A 2:00.61 2) Staal, Hannah W12	29.11 3) Williamson, Charlotte W14	1:02.40	1:34.15	2:00.61 4) Goad, Oliver M15
12 Glenrothes 1) King, Rebecca W16	A 2:08.80 2) Lindsay, Callum M13	32.67 3) Pitblado, Ross M13	1:05.27	1:37.57	2:08.80 4) Davis, Kirsty W15
--- Aberdeen Per 1) Rennie, Iain M18	C X1:48.61 2) Paterson, Shannon W19	27.15 3) Beveridge, Alex M16	55.35	1:21.36	1:48.61 4) Alcaras, Alice W17
--- Aberdeen Per 1) Cousins, Finley M15	D X1:50.69 2) Adams, Orla L W23	27.67 3) Bain, Alicea W15	55.12	1:22.99	1:50.69 4) Esson, Mitchell M16
--- Bryne SK 1) Jøntvedt, Jon M14	A DQ 2) Tobiassen, Mats Fjogstad M15	26.00 3) Gussing, Cecilia Diane W13			4) Magnussen, Kristin Nygård W16